English Language

for Kazakhstan Grade 3

Digital Flip Book

Jenny Dooley - Bob Obee
Series Consultant: Natalya Mukhamedjanova



Express Publishing

Published by Express Publishing

Liberty House, Greenham Business Park, Newbury,
Berkshire RG19 6HW, United Kingdom
Tel.: (0044) 1635 959 759
email: inquiries@expresspublishing.co.uk
www.expresspublishing.co.uk

© Jenny Dooley, Bob Obee, 2024

Series Consultant: Annette Obee

Colour Illustrations: © Express Publishing, 2024

Illustrated by Jim Biggins, Kyr, Alan Shephard, Mike Koubou © Express Publishing, 2024

Original music composed by Funkyfly, Ted and Taz © Express Publishing, 2024

First published 2024

Made in EU

All rights reserved. No part of this publication may be reproduced, stored in a retrieval system, or transmitted in any form or by any means, electronic, photocopying or otherwise, without the prior written permission of the publishers.

This book is not meant to be changed in any way.

ISBN 978-1-3992-1415-5

Acknowledgements

We would like to thank all the staff at Express Publishing who have contributed their skills to producing this book. Thanks for their support and patience are due in particular to: Meryl Philips (Editor in Chief), Julie Rich (senior editor); Alex Barton (senior production controller) and the Express Publishing design team; and Demi Mels, Kevin Harris, Daniel Parker, Erica Thompson and Timothy Forster. We would also like to thank those institutions and teachers who piloted the manuscript, and whose comments and feedback were invaluable in the production of the book. We would also like to thank LLP "EDU Stream" for taking part in the photo shooting. **The glossary has been approved by the Institute of Linguistics named after A. Baitursyn – Uly.**

The authors and publishers wish to thank the following who have kindly given permission for the use of photographic material:
Alamy/Visualhellas.gr for the picture of the Mitchells on p. 36.

Every effort has been made to trace all the copyright holders. If any have been inadvertently overlooked, the publishers will be pleased to make the necessary arrangements at the first opportunity.

Express Publishing is not responsible or liable for any websites that may be accessed from links contained in this publication, which are being provided as a convenience and for informational purposes only; as such, Express Publishing makes no representation or warranty as to their availability, or the suitability or accuracy of their content, or for that of subsequent links. If you choose to link to these websites, you do so at your own risk. You are advised to contact the external site administrators for answers to questions regarding their content.

English Language



for Kazakhstan Grade 3

Digital Flip Book

ENGLISH

АҒЫЛШЫН ТІЛІ

АНГЛИЙСКИЙ ЯЗЫК

Жалпы білім беретін мектептің 3-сыныбына арналған оқулық

Қазақстан Республикасының Білім және ғылым министрлігі бекіткен

Экспресс Паблишин баспасы 2024

Jenny Dooley – Bob Obee
Series Consultant: Natalya Mukhamedjanova
Illustrations by Assel Nurmanbetova

Express Publishing

Dear Friend!

Your exciting journey through the English language starts here! You will meet the heroes of the book, do entertaining tasks, listen to and sing lovely songs, enjoy informative stories and cartoons and learn about different countries and their traditions!

Learn to talk about yourself, your family and friends, your favourite animals, and what you love doing, ask and answer questions and complete fun projects, all in a variety of specially designed listening, speaking, reading and writing tasks. We will be there to lead and guide you every step of the way and share in your success! Good luck!

Қымбатты досым!

Сенің ағылшын тіліндегі қызықты, саяхатың осы жерден басталады! Сен түрлі кейіпкерлермен кездесесің, ойын-сауық тапсырмаларын орындайсың, тамаша әндерді тыңдайсың, шырқайсың және мультфильмдер мен әртүрлі елдердің дәстүрлерімен танысасың! Өзің және отбасың жайлы, достарыңмен сүйікті жануарларын және өзіңе не ұнайтыны жайында сөйлеуді үйренесің, арнайы әзірленген қызықты жобаларды орындау, сұрақ қою және оларға жауап беру, сонымен қатар айтылым, оқылым және жазылым тапсырмаларын орындайсың! Біз сені әр қадамға жетелейтін және бағыттайтын боламыз.
Іске сәт!

Дорогой друг!

Мы приглашаем тебя в увлекательное путешествие в страну английского языка! Нас ждут интересные встречи с героями учебника, занимательные задания, веселые песни, познавательные рассказы и мультфильмы, знакомство с разными странами и их традициями. Ты научишься слушать и говорить на английском языке, читать и писать, задавать вопросы и отвечать на них, выполнять проекты, рассказывать о себе, своей семье и друзьях, о любимых животных, и про то, что ты любишь делать. Мы будем рядом с тобой и вместе будем радоваться твоим успехам.
В добрый путь!

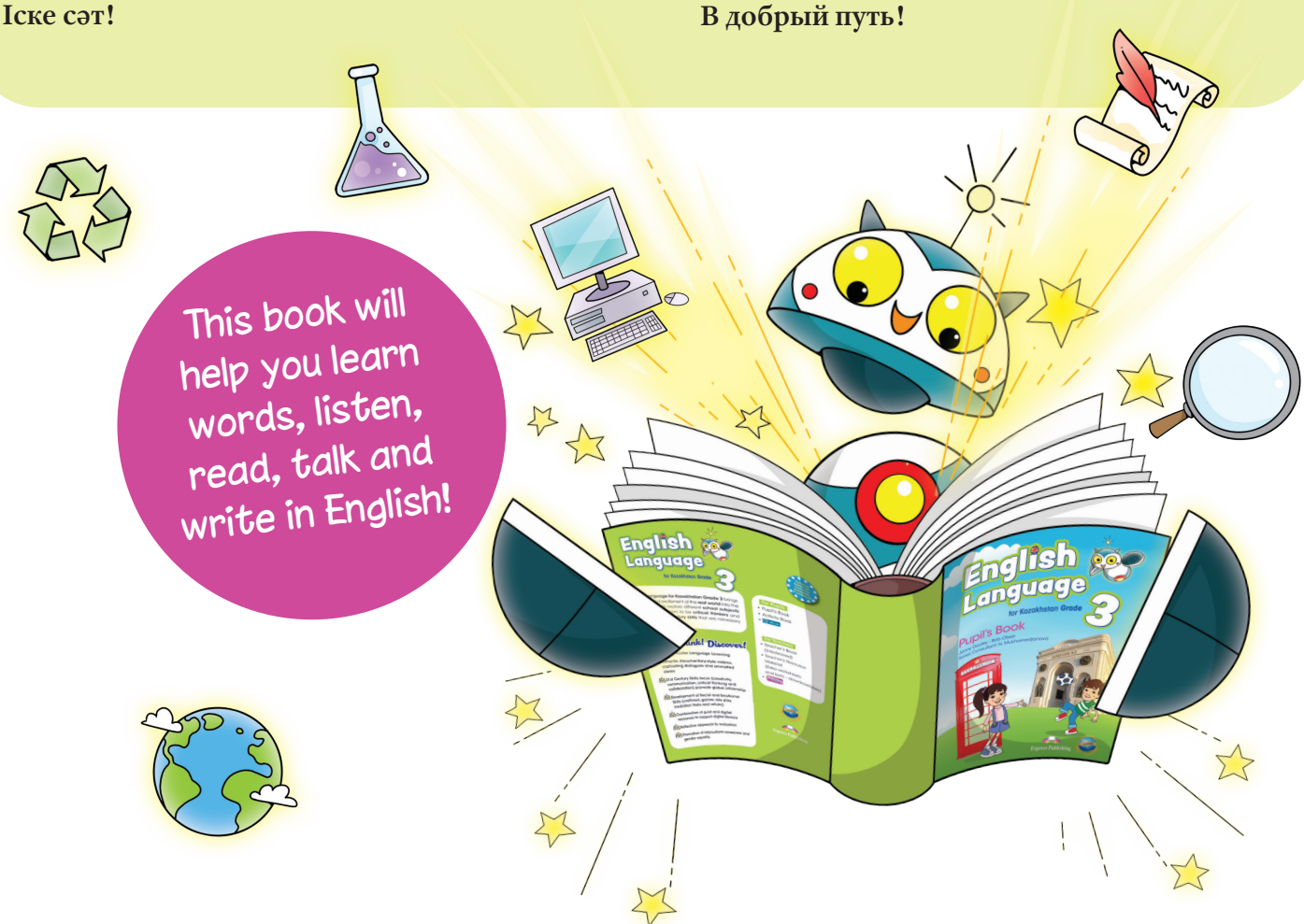

Instructions — Шартты белгілер / условные обозначения

Underline.
Астын сыз.
Подчеркни.

Circle.
Дөңгелекте.
Обведи в кружок.

Complete.
Толықтыр.
Заполни, дополни.

Name.
Атап айт.
Назови.

Count.
Сана.
Посчитай.

Read and correct.
Оқы және қатесін түзе.
Прочитай и исправь.

Write.
Жаз.
Напиши.

Make sentences.
Сөйлем құра.
Составь предложение.

Match.
Сәйкестендіріп жаз.
Соедини.

Number.
Нөмірле.
Пронумеруй.

Audio content

Video content

Do a project.
Жоба жаса.
Сделай проект.

Listen and draw lines.
Тыңда және сыз.
Послушай и соедини линии.

Listen and look. Say.
Тыңда және қара. Айт.
Послушай и посмотри. Скажи.

Listen, point and repeat.
Тыңда, көрсет, қайтала.
Послушай, покажи и повтори.

Tell the class.
Сыныпқа айт.
Расскажи классу.

Listen to the story.
Оқиғаны тыңда.
Послушай историю.

Tick.
Белгіле.
Поставь галочку.

Sing and do.
Ән айт және орында.
Спой и делай.

Play the game.
Ойын ойна.
Сыграй в игру.

Take roles and act out.
Рөлдерге бөліп ойна.
Сыграй по ролям.

Talk with your friend.
Досыңмен сөйлес.
Поговори с другом.

Contents

	Vocabulary	Grammar
1 Hello, English! (pp. 6-17) • Greetings and Names • About Me	**Colours** (black, blue, green, orange, purple, red, white, yellow) **Numbers** (1-10)	*The verb 'to be'* *Personal subject pronouns*
2 My School (pp. 18-29) • My Schoolbag • My classroom and classroom activities	**School things** (book, desk, notebook, pen, pencil, pencil case, rubber, ruler, schoolbag, sharpener) **Numbers** (11-20) **Adjectives** (big, long, new, old, short, small) **Classroom instructions** (be quiet, close your book, open your schoolbag, point to the door, put your hand up, sit down, stand up, take out your book)	*Plurals (-s)* *The verb 'to be'* *This/These – That/Those* *There is – There are* *Prepositions of place* *The Imperative*
3 People I Love (pp. 30-41) • My Family • My Friends	**Family** (brother, dad, grandma, grandpa, mum, sister) **Character adjectives** (clever, friendly, funny, kind, naughty, shy) **Appearance** (beard, brown eyes, curly hair, dark hair, fair hair, glasses, moustache, ponytail)	*Possessive adjectives* *The verb 'have got'* *The verb 'to be'* *Personal subject and object pronouns* *Present simple*
4 Weather (pp. 42-53) • Seasons and Weather • Clothes I Wear	**Seasons** (autumn, spring, summer, winter) **Weather** (It's cold. It's hot. It's rainy. It's snowy. It's sunny. It's windy.) **Clothes** (boots, dress, gloves, hat, jacket, jeans, shoes, shorts, skirt, T-shirt)	*A – An – The* *Present simple* *Personal subject pronouns* *Prepositions of time* *Adjectives*
A World of Wonder 1 (Modules 1-4) (pp. 54-55)		
5 My Free Time (pp. 56-67) • I can do this! • My Toys and Sport. I like ...	**Actions** (climb, cook, dance, draw, jump, run, sing, skateboard) **Toys** (ball, car, jigsaw puzzle, robot, scooter, teddy bear, toy bricks, train) **Free-time Activities** (go to the park, play football, play tennis, play the guitar, play volleyball, ride a bike)	*The verb 'can'* *A – An – The* *like + verb + ing* *Present simple* *The imperative* *Let's + verb*
6 Health (pp. 68-79) • Body Parts • Healthy Food	**Body parts** (bend your knees, clap your hands, ears, eyes, hop on one leg, mouth, nose, stamp your feet, stretch your arms, touch your head) **Food and drinks** (apple, banana, broccoli, carrot, cheese, chicken, chocolate, ice cream, juice, onion, orange, pear, popcorn, potato, rice, water)	*Plurals* *Personal subject and object pronouns* *The verb 'have got'* *Present simple* *Some – Any – A – An* *There is – There are*
7 Buildings (pp. 80-91) • My home, rooms and objects • Buildings in our town	**Parts of a house** (bathroom, bedroom, garden, hall, kitchen, living room) **Things in a house** (armchair, bath, bed, bookcase, chair, clock, cooker, cupboard, lamp, mat, mirror, sofa, table, TV, wardrobe) **Numbers** 21-100	*Plurals (-es, -ies)* *Interrogative pronouns* *A – An – The* *Here – There – This/These* *There is – There are* *Prepositions of place*
8 My Holidays (pp. 92-103) • Family Holidays • Transport	**Holidays** (sandals, suitcase, sunbathe, suncream, sunglasses, swimming trunks, swimsuit, towel) **Transport** (boat, bus, car, helicopter, lorry, motorbike, plane, train) **Places** (cinema, funfair, beach, café, swimming pool, zoo)	*Adjectives* *Question words* *Here – There* *Prepositions of place and time* *The verb 'can'*
A World of Wonder 2 (Modules 5-8) (pp. 104-105)		

Storytime 1 (p. 106) The Ant and the Cricket (**Value:** Always work hard!)
Storytime 2 (p. 107) Aldar Kosse and the Greedy Farmer (**Value:** Be clever. Think before you act!)

	Skills	CLIL	Sounds and Words
	Reading: Meeting ROLO **Speaking:** Introducing oneself and others; talking about colours, friends and age **Listening:** Listening for specific information about people's age **Writing:** All About Me!	Primary and Secondary Colours ***(Art)***	The English alphabet **(a - h)**
	Reading: First day back at school **Speaking:** Giving and following instructions; talking about/describing school things; saying where things are **Listening:** Listening for specific information about people's favourite school things **Writing:** A Schoolbag full of Colours!	Classroom Activities ***(PE)***	The English alphabet **(i - q)**
	Reading: Helping mummy cat and her babies **Speaking:** Talking about one's family; describing people (character and appearance) **Listening:** Multiple matching about friends **Writing:** My Family Tree	Feelings ***(Social Science)***	The English alphabet **(r - z)**
	Reading: Flying kites **Speaking:** Talking about one's birthday, the weather and related activities, clothes **Listening:** Listening for specific information about clothes **Writing:** My Favourite Season!	A bear's life in different seasons ***(Science)***	• e, r, d, p, n • red, pen • **Sight Words:** it, is, a, and, isn't
	Reading: Playing with toys **Speaking:** Talking about ability, toys, free-time activities and preferences **Listening:** Multiple matching about what people like doing **Writing:** My Toy Design	Safety in the Playground ***(Geography)***	• a, h, t, m, u • hat, mum, dad • **Sight Words:** I, my, you, and, can't, are
	Reading: A smoothie shower **Speaking:** Describing people; talking about food and drinks **Listening:** Listening for specific information about what food they like **Writing:** My 5 A Day Poster	Food that is good/bad for our teeth ***(Science)***	• i, b, s, g, x • big, six • **Sight Words:** there, small, is, and, a, it
	Reading: Uncle Lucas's cool caravan **Speaking:** Talking about one's house; saying where people and things are **Listening:** Listening for specific information about the location of different things **Writing:** My Favourite Street	Odd and Even Numbers ***(Maths)***	• j, l, v, y • jam, leg, van, yo-yo • **Sight Words:** we, what, do, some, any, here
	Reading: Holidays **Speaking:** Making suggestions; talking about means of transport; talking about holidays **Listening:** Multiple matching about places **Writing:** A postcard; Be Safe at the Beach!	What needs water? ***(Science)***	• k, q, z • quilt, koala, zip • **Sight Words:** find, come, help, go, who, with

Glossary (pp. 108-112)

1 Hello, English!



Greetings and Names

1 Listen, point and repeat.



2 Talk with your friends.



Structures: *I'm ... . What's your name? – My name's ... . This is ... .*

CRAFTWORK

3 Write your first name and your last name. Decorate the first letters.



I can introduce myself and greet my friends.

Go to Activity Book, page 3.

1 Listen, point and repeat.



2 Talk with your friend.



3 Listen and colour.



I can name my favourite colour.

Go to Activity Book, page 4.

GRAMMAR

I am ROLO.
You are my friend.
He is Cody.
She is Elsa.
It is blue.

Is it green?
Yes, **it is**./
No, **it isn't**.

I am = **I'm** **He is** = **He's** **It isn't** = **It is not**



1 Circle.

1 It **is** / **are** red.
2 I **am** / **are** Sultan.
3 You **is** / **are** my friend.
4 He **is** / **are** very funny.
5 She **is** / **are** not here.
6 My name **is** / **are** Marzhan.

2 Complete. Then choose.

1 

Is it yellow?
A Yes, it is.
B No, it isn't.

2 

_____ he Cody?
A Yes, he is.
B No, he isn't.

3 

_____ she Elsa?
A Yes, she is.
B No, she isn't.

4 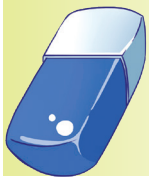

_____ it green?
A Yes, it is.
B No, it isn't.

3 Read and complete.

Hello! I **1)** **'m** Nurlybek and this **2)** _____ Saule. She **3)** _____ my friend. What **4)** _____ your name? What **5)** _____ the name of your friend?



I can talk about myself and my friend.

Structures: *I'm ... and this is ... .*

Go to Activity Book, page 5.

The Rainbow

1 Listen to the story.





2 Think Tick (✓).

1



A ○



B ○

2



A ○



B ○

CRAFTWORK

3 Game Make a rainbow hat. Play the *Rainbow* game.



✓ **I can** read a story about the rainbow, make a rainbow hat and play a game.

Go to Activity Book, page 6.

About Me

1 Listen, point and repeat.

1	2	3	4	5
one	two	three	four	five
6	7	8	9	10
six	seven	eight	nine	ten

2 How old are they? Listen and write.



1 nine



2 _____



3 _____



4 _____

3 Game Let's play!



I can say how old I am.

Go to Activity Book, page 7.

GRAMMAR



We are Tara and Elsa.



You are ten.



They are dolls.

Are you ten? Yes, **we are**./No, **we aren't**.
Are they dolls? Yes, **they are**./No, **they aren't**.

We are = **We're** **You are** = **You're** **They are not** = **They aren't**

1 Look, read and tick (✓).

1



We are Cody and Carlos. ☐
We are Cody and Elsa. ☐

2



You are small. ☐
You are big. ☐

3



They are ten. ☐
They are nine. ☐

2 Make sentences.

1 friends?/Are/you
Are you friends?

2 yellow./They/aren't
_____

3 Elsa and Tara./are/You
_____

4 they/blue?/Are
_____

3 Game Let's play!



Structures: *Are you nine? – Yes, we are./No, we aren't.*

✓ **I can** talk about my friends.

Go to Activity Book, page 8.

Project

ALL ABOUT ME!



This is me!

My name is Aizhan Alieva.
I am 8 years old.
I am in the 3rd grade.

My best friend is Dana.



My favourite colour is purple.



1 Read and complete.

1 Aizhan is **eight** years old.
2 She's in the 3rd _____ .
3 Her best friend is _____ .
4 Her favourite colour is _____ .

2 Think Tell the class.

- How old are you?
- What grade are you in at school?
- Who is your best friend?
- What's your favourite colour?

3 SHOW and Tell Do an *All About Me!* project. Present it to the class.

I can write about myself.
Go to Activity Book, page 9.

1 Colour. Then sing the *Get ready to mix!* song!

red + yellow = orange

yellow + blue = green

blue + red = purple

Think

- What are the primary colours? What are the secondary colours?

2 Game Let's play!



I can name primary and secondary colours.

Go to Activity Book, page 10.

Sounds and Words

1 Listen, point and repeat. Trace.

















2 Draw lines. Write and say. Then listen and check.

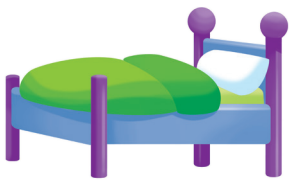

b a d

c e f

1 _____



d e g

h o n

2 _____

I can recognise, name and produce the sounds of the letters a-h, phonemes and phoneme blends.

Go to Activity Book, page 11.

Checkpoint

1 Unscramble the letters and write the colours. Colour.

0 orgean orange

1 erd _____

2 geenr _____

3 belu _____

4 elloyw _____

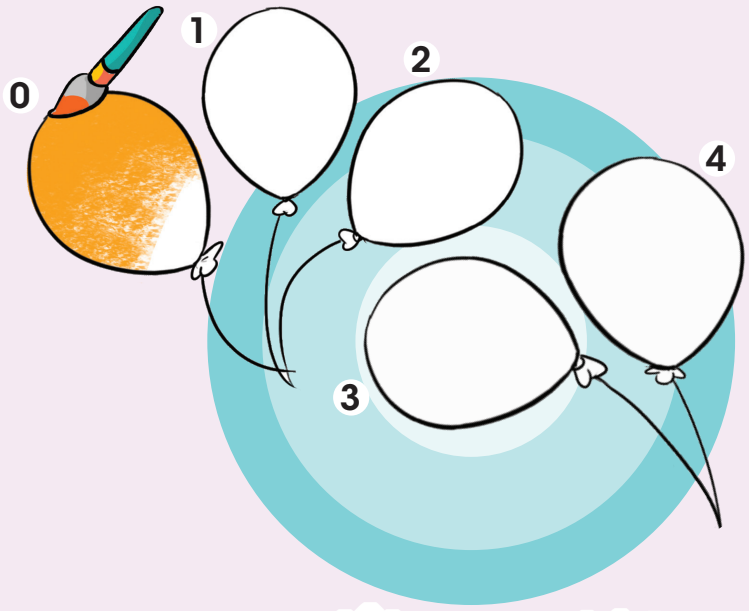

2 Look, read and underline.

0 Korkem is **four**/**five** years old.

1 Assel is **nine**/**three** years old.

2 Nurlan is **two**/**eight** years old.

3 Aidar is **six**/**seven** years old.

4 Kanat is **five**/**ten** years old.


0 Korkem


1 Assel


2 Nurlan


3 Aidar


4 Kanat

3 Read and complete. Use: am, is or are.

0 My name **is** Kanat.

1 Hi! I _____ Saule.

2 How old _____ Akbota?

3 I _____ not seven years old.

4 My favourite colour _____ black.

5 We _____ friends.

2 My School



My Schoolbag

1 Listen, point and repeat.

notebook
sharpener
pencil
book
rubber
desk
schoolbag
ruler
pen
pencil case

2 Listen, read and tick (✓).

Get your schoolbag,
It's school again!
Get your pencil, get your pen!
Get your ruler and your pencil case,
It's school again,
Don't be late!



3 Sing the *It's school again* song!

Vocabulary: School things

✓ **I can** talk about my school things.

Go to Activity Book, page 15.

1 Listen, point and repeat.

11 eleven	12 twelve	13 thirteen	14 fourteen
15 fifteen	16 sixteen	17 seventeen	
18 eighteen	19 nineteen	20 twenty	

2 Do the sums. Find the school things and match.



1 c ten plus ten = twenty

2 ___ ten plus one = _____

3 ___ eight plus six = _____

4 ___ nine plus three = _____

5 ___ ten plus eight = _____

6 ___ eight plus nine = _____

I can count and calculate.

Go to Activity Book, page 16.

GRAMMAR



book



books

This is a pen.
These are rubbers.



That is a book.
Those are rulers.



1 Write the plurals.

1  pens

2  _____

3 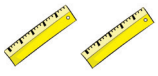 _____

4  _____

5  _____

6  _____

2 Look, read and circle.



1 (This) / That desk is blue.
2 These / Those rubbers are yellow.
3 This / That pencil case is red.
4 This / That notebook is blue.
5 These / Those sharpeners are red.



3 Play the *Stand and point!* game.

Structures: *(This) desk is blue. (Those) rubbers are yellow.*

I can identify school things.

Go to Activity Book, page 17.

School Again!

1 Listen to the story.





2 Think Read and complete. Then choose.

1 *It's a s h a r p e n e r!* **picture 1 / picture 3**

2 *It's a sc __ __ olb __ __!* **picture 3 / picture 4**

3 *A n __ te __ __ ok and a r __ __ er!* **picture 5 / picture 8**

CRAFTWORK

3 Game Make a dice. Play the *Get ready for school* game.



I can read a story about the first day back at school, make a dice and play a game.

Go to Activity Book, page 18.

1 Listen, point and repeat. Say the words in your language.









2 Listen and colour.



3 Talk with your friend.



I can describe my school things.

Go to Activity Book, page 19.

GRAMMAR



in



on



under

There is (**There's**) a pen in the book.

There are two pen**s** on the book.

1 Look, read and complete.

1 

There's a pencil **on** the book.

2 

There's a rubber _____ the book.

3 

There's a book _____ the schoolbag.

4 

There's a pen _____ the schoolbag.

2 Look, read and write yes or no.



1 There are three books on the desk.	yes
2 There are two rulers on the desk.	_____
3 There are two schoolbags under the desk.	_____
4 There is a book in the blue schoolbag.	_____
5 There is a pencil under the red schoolbag.	_____

3 Game Play the *Correct your teacher!* game.

Structures: *There's a pencil (on) the book.*

I can say where things are.

Go to Activity Book, page 20.

Project

1 **Read and circle.**



2 Think **Tell the class.**

- What colour are your favourite school things?
- Are they big? small? old? new? long? short?
- Point to things in your classroom that are the same colour as your school things.

3 SHOW and Tell **Do *A Schoolbag full of colours!* project. Present it to the class.**

I can write about my school things.

Go to Activity Book, page 21.

My classroom and classroom activities

1 Listen, point and repeat.

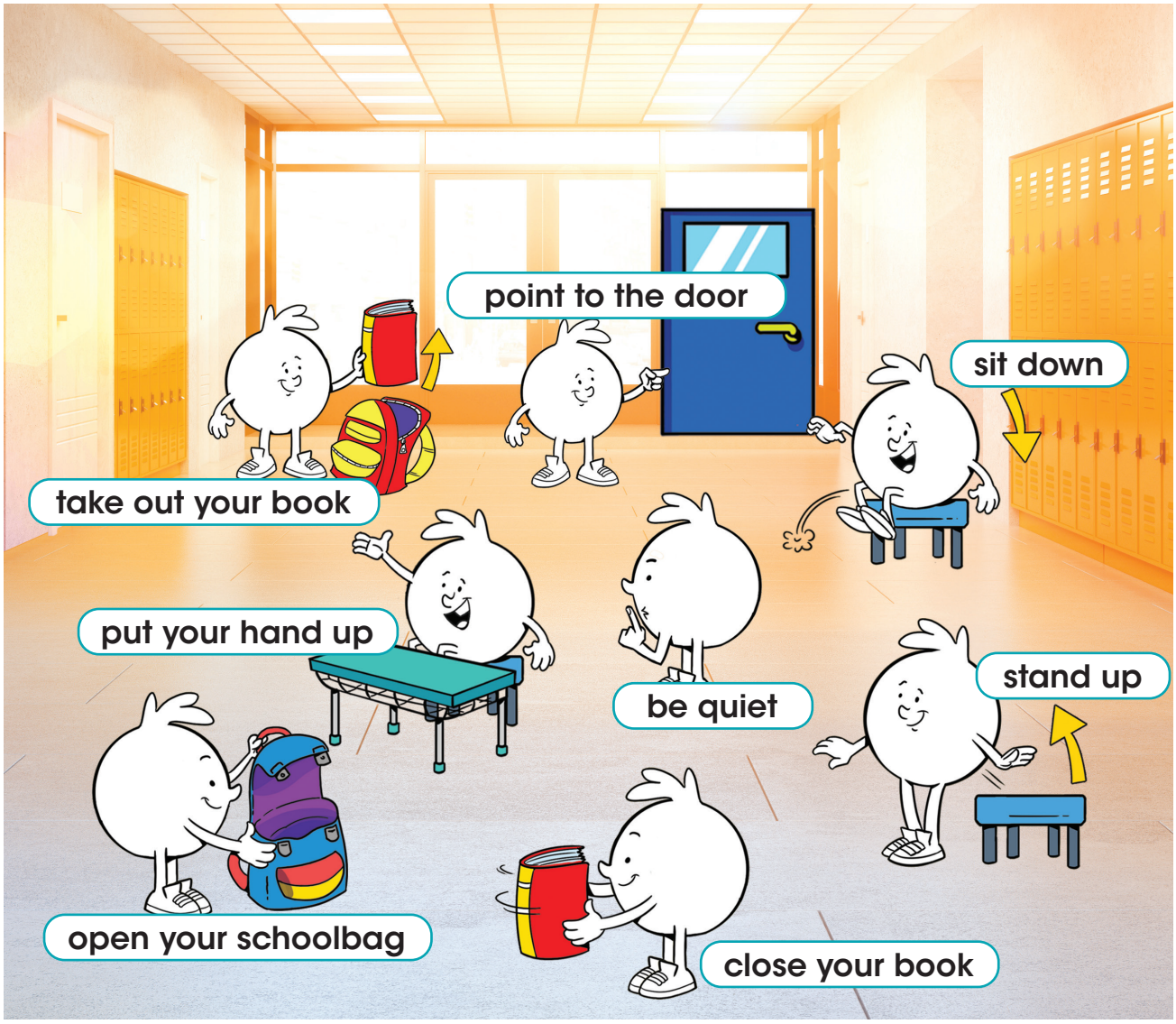

2 Listen to the song and circle the right pictures in Ex. 1. Then sing the *Are you ready to move?* song. Mime the actions!

3 Play the *Movement* game!

Stand up!

Structures: *Stand up!*

I can give and follow commands.

Go to Activity Book, page 22.

Sounds and Words

1 Listen, point and repeat. Trace.



2 Listen and write. Say.

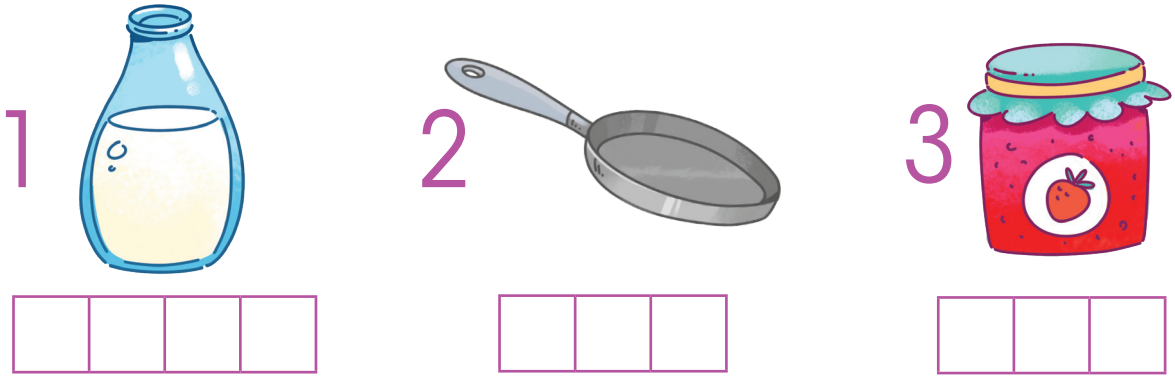

I can recognise, name and produce the sounds of the letters i-q, phonemes and phoneme blends.

Go to Activity Book, page 23.

Checkpoint

1 Look, read and number.


a 0

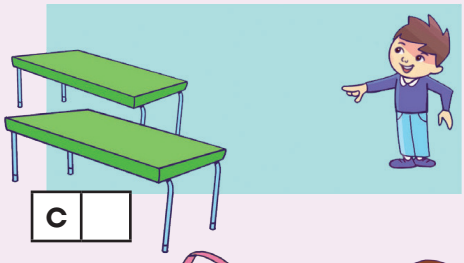
c


b


d

0 **A:** What's this?
B: It's a pencil.

1 **A:** What are those?
B: They're desks.

2 **A:** What are these?
B: They're sharpeners.

3 **A:** What's that?
B: It's a schoolbag.

2 Look, read and write.



0 It's short. pencil
1 It's big. _____
2 It's small. _____
3 It's old. _____
4 It's new. _____
5 It's long. _____

3 Look, read and underline.

0 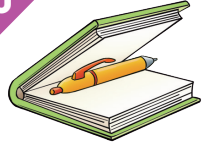
There's a pen **in**/**on** the book.

2 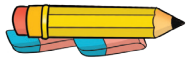
There are two rubbers **under**/**on** the pencil.

1 
There are two books **under**/**on** the desk.

3 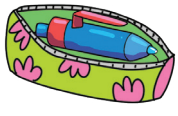
There's a pencil **in**/**on** the pencil case.

3 People I Love



My Family

1 Listen, point and repeat.





This is **my** brother. **His** name's Kanat.
Is this **your** sister? What's **her** name?

2 Draw. Talk with your friend.



3 VALUES Think Put the lines in order. What is the poem about?

1 Family is fun,
Love is family,
Always together!
Yes, it is!
In my happy family!
Mum, Dad and me,





Vocabulary and Structures: Family;
Who's this? – My … . – What's his/her name?

I **can** talk about my family.

Go to Activity Book, page 27.

My Friends

1 Listen, point and repeat.













2 Listen and choose.

1



2



3



3 Talk with your friend.

What's your friend like?



I can say what my friend is like.

Go to Activity Book, page 28.

GRAMMAR

I **have got** a sister. She's very funny!

You/We/They **have got** a big family.

He/She/It **has got** a lot of friends.



I **have got** = I**'ve got** It **has got** = It**'s got**

1 Think

Make sentences. Circle the sentences that are true for you and your friends.

1 I/got/have/brother./a
I have got a brother.

2 My/has/friend/got/sister./a
_____

3 big/got/have/classroom./We/a
_____

4 have/My/a/got/friends/pet.
_____

5 have/We/got/new/desks.
_____

6 have/I/a/got/big/schoolbag.
_____

2 Read and complete. Use: have or has.

My name's Saule and I **1)** _____ got a lot of friends at school. Aidar and Assel are two of them. They are very kind and friendly. Aidar and Assel **2)** _____ got a dog and a hen. Nurlan is my friend, too! He's very clever. He **3)** _____ got lots of books! Nurlan **4)** _____ got a sister, Daniya. Daniya is very naughty, but that's OK. Why? Because she's only a baby!



3 Choose one of Saule's friends and draw a picture. Ask your friend to guess their name.

Structures: *I have got (a lot of friends).*

I can talk about my friends.

Go to Activity Book, page 29.

1 Listen and read.

Pull, everyone!





2 Think Which picture? Read again and write.

1 *Come and see mummy cat and her babies!* **picture** 1

2 *Grandma, help!* **picture** ____

3 *Dad, help!* **picture** ____

4 *Get the baby cat, ROLO!* **picture** ____

5 *Our baby cat is back!* **picture** ____

CRAFTWORK

3 Game Make character masks. Play the *Pull, everyone!* game.



I can read a story about helping a baby cat, make character masks and play a game.

Go to Activity Book, page 30.

1 Listen, point and repeat. What kind of hair have you got?



2 Read and complete. Then look and write yes or no.

1 Linda has got a **pnytoail** ponytail. no

2 Katie has got **aifr** _____ hair. _____

3 Rick has got a **barde** _____ and a **oustamche** _____. _____

4 Aaron has got **glsseas** _____. _____

5 Monchi has got big **eeys** _____ . _____



I can describe appearance.

Go to Activity Book, page 31.

GRAMMAR

Have I/you/we/they **got** big eyes?
Has he/she/it **got** short hair?

I/You/We/They **have not got** blue eyes.
He/She/It **has not got** curly hair.

Have you **got** a dog?
Yes, I **have**./No, I **haven't**.

Has he **got** a big nose?
Yes, he **has**./No, he **hasn't**.

have not = **haven't**

has not = **hasn't**



1 Complete the questions. Then look and answer.

1 
Has Cody got green eyes?
_____

2 
_____ Dad got glasses?
_____

3 
_____ Elsa and Tara got fair hair?
_____

4 
_____ Grandpa got a beard?
_____

5 
_____ Grandma got a ponytail?
_____

6 
_____ Grandma and Grandpa got short hair?
_____

2 In pairs, talk about your family and friends.



What **does** your dad **look like**?
He**'s got** dark hair and brown eyes.

What **is** he **like**?
He**'s** clever.

Structures: *(She)'s got (dark) hair and (brown) eyes.*

I can talk about people's appearance and character.

Go to Activity Book, page 32.

Project

My Family Tree

by Bruce













Hi! I'm Bruce. Meet my family! This is my grandma, 1) Karla and this is my grandpa, 2) _____. Look at my mum, 3) _____, and my dad, 4) _____. They've got dark hair and brown eyes. This is my sister, 5) _____. She's kind and friendly!

My family is great!

1 Read and complete the names.

2 Think What are the names of the people in your family? What do they look like? What are they like? Tell the class.

3 SHOW and Tell Do a *My Family Tree* project. Present it to the class.

I can write about my family.

Go to Activity Book, page 33.

1 **Sounds and feelings!** Listen and choose.

1				
2				
3				
4				
5				
6				
	happy	sad	angry	tired

2 Draw a picture to show your friend how you feel.

CRAFTWORK

3 Make. Sing the *Feelings* song and do!



I **can** talk about how I feel.

Sounds and Words

1 Listen, point and repeat. Trace.













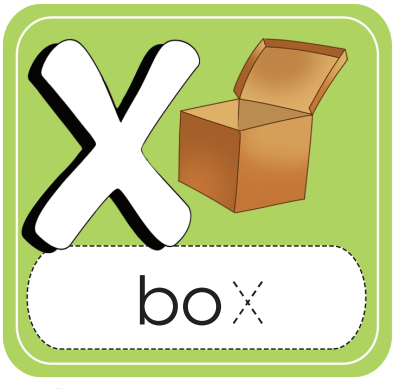





2 Listen and colour the letters. Draw. Say.

1

s	a	n
r	u	t

2

v	i	p
z	a	n

3

t	a	n
w	i	p

3 Sing the *A-B-C* song!

I can recognise, name and produce the sounds of the letters r-z, phonemes and phoneme blends.

Go to Activity Book, page 35.

Checkpoint

1 Look, read and number.


A


B 0


C


D

0 These are my friends. They're funny.
1 This is my brother. He's clever.
2 These are my sisters. They're naughty.
3 This is my grandma. She's kind.

2 Make sentences. Then match.

0 A He/dark hair./got/has
He has got dark hair.

1 ☐ got/They/curly hair./have
_____

2 ☐ has/She/glasses./got
_____

3 ☐ He/a/has/moustache./got
_____

4 ☐ They/beards./got/have
_____


A


B


C


D


E

3 Read and circle.

0 This is Kairat and _____ sister, Assel.
a her **b** his

1 We _____ three dogs.
a has got **b** have got

2 _____ Zhaniya got glasses?
a Has **b** Have

3 This is Korkem and _____ mum.
a her **b** his

4 I _____ dark hair.
a has got **b** have got

5 I _____ got a ponytail.
a hasn't **b** haven't

4 Weather





Seasons and Weather

1 Listen, point and repeat. What's your favourite season?



2 Think
Name the season!



3 Talk with your friend.



Vocabulary and Structures: Seasons; *When's your birthday? – In ... .*

I can name the seasons and talk about my birthday.

Go to Activity Book, page 39.

1 Listen, point and repeat. What's the weather like today?

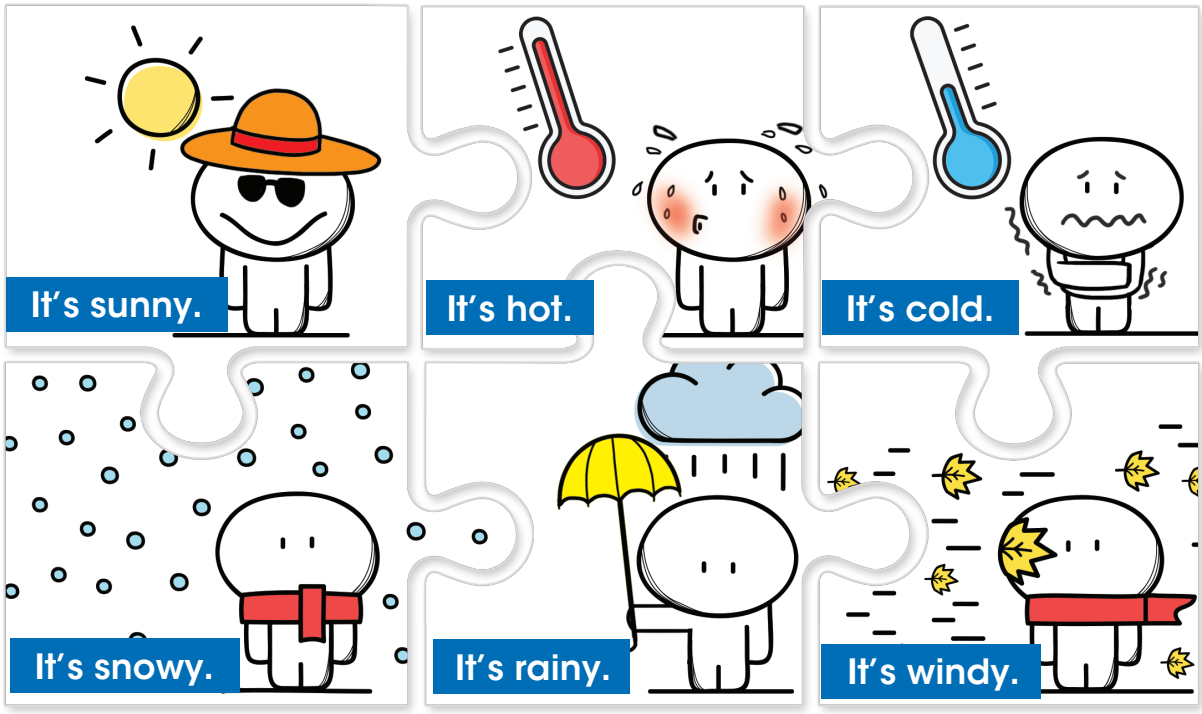

2 Listen and number the pictures.



3 Sing the *What's the weather like today?* song! Mime!

Vocabulary and Structures: Weather;
What's the weather like today? – It's ... .

I can talk about the weather.

Go to Activity Book, page 40.

GRAMMAR

I/You play.
He/She/It play**s**.

I/You **do not** (**don't**) play.
He **does not** (**doesn't**) play.

Do I/you play?
Does he/she/it play?

Does he play with his friends?
Yes, he **does**./**No**, he **doesn't**.

play – play**s**

BUT

go – go**es**
f~~l~~**y** – fl**ies**

1 Look, read and complete.

1 What does Elsa do on a snowy day?
She _____ **(make)** a snowman and she _____ **(go)** skiing.

2 What does Cody do on a hot day?
He _____ **(go)** swimming and he _____ **(make)** a sandcastle.

3 What does Carlos do on a cold day?
He _____ **(drink)** hot chocolate and he _____ **(read)** a book.

4 What does Tara do on a sunny and windy day?
She _____ **(fly)** her kite and she _____ **(eat)** an ice cream.

2 Talk with your friend.



Structures: *What do you do on a ... day? – I ... !*

I can say what I do in different kinds of weather.

Go to Activity Book, page 41.

1 Listen and read.

Flying Kites!





Think

2 **Read again and answer.**

1 What's the weather like today?

_____

2 Where's Cody's kite?

_____

3 **Choose a season. Draw a picture to show your friend what the weather is usually like in this season.**

CRAFTWORK

Game

4 **Make a kite. Play the *New kite!* game.**



I can read a story about flying kites, make a kite and play a game.

Go to Activity Book, page 42.

Clothes I Wear

1 Listen, point and repeat.



2 Listen and colour.



3 Game Let's play!



I can talk about clothes.

Go to Activity Book, page 43.

GRAMMAR

We/You/They wear shorts in summer.
We/You/They **do not** (**don't**) wear jackets.

Do we/you/they wear gloves in winter?
Yes, we/you/they **do**./**No**, we/you/they **don't**.



1 What do we do in winter? What don't we do? Make sentences and find out.

1 We/don't/an/eat/ice cream.
We don't eat an ice cream.

2 We/skiing./go
_____

3 a/We/snowman./make
_____

4 wear/We/jacket./a
_____

5 We/shorts./wear/don't
_____

6 drink/hot chocolate./We
_____

2 Read and complete the questions.

1 **Do you wear shorts** in winter?
No, we don't wear shorts in winter.

2 What _____ on a hot day?
We wear T-shirts.

3 _____ on a cold day?
Yes, we wear gloves and a hat on a cold day.

4 _____ in autumn?
Yes, we wear boots in autumn.

5 What _____ in summer?
We wear shorts in summer.



Structures: *Do you ... ? – Yes, we do./No, we don't.*

I can say what we usually do.

Go to Activity Book, page 44.

Project

MY FAVOURITE SEASON!

by Damir

Winter is my favourite season. In 1) w__n__e__ it's 2) c__l__ and 3) s__o__y. In winter I go 4) sk__i__g and I drink 5) h__t c__o__o__a__e. I also like winter because my birthday is then. What's your favourite season?



1 **Complete Damir's project.**

2 Think **Tell the class.**

- What's your favourite season?
- What's the weather like?
- What do you do in this season?

3 SHOW and Tell **Do a *My Favourite Season!* project. Present it to the class.**

I can write about my favourite season.

Go to Activity Book, page 45.

1 Write the seasons. Then listen and check.

1 It's warm and it's windy! The bears wake up!



2 It's hot and it's sunny! The bears eat and eat!



3 It's rainy! The bears find a cave for winter.



4 It's cold and it's snowy! The bears sleep.



CRAFTWORK

2 Game Make a bear mask. Play the *Seasons* game.



I can talk about a bear's life in different seasons.

Sounds and Words

1 Listen. Look. Say.

1 e 2 r 3 d 4 p 5 n

2 Listen and circle.

1	2	3	4	5
r p e	d n e	p n d	e r p	n d r

3 Listen. Say the sounds together.

r e d – red



p e n – pen



4 Think Is it red? Colour.



5 Listen. Say. Remember.

Sight Words: it | is | a | and | isn't

I can recognise and produce the sounds of letters, phonemes and phoneme blends. ✓

Go to Activity Book, page 47.

Checkpoint

1 Unscramble the letters and write the seasons.

0  smmuer summer

1  wnteir _____

2  sinprg _____

3  amnutu _____

2 What's the weather like? Look and underline.



It's **0) cold/hot**.



It's **1) snowy/windy**.



It's **2) sunny/rainy**.

3 Look and write.

0 

dress

2 

_____

1 

_____

3 

_____

4 Read and complete.

0 **Do** they **go** swimming?
Yes, they **do**.

1 _____ Tina _____ her kite on snowy days?
No, she _____ .

2 _____ you _____ an ice cream?
Yes, I _____ .

3 _____ Bob _____ hot chocolate?
Yes, he _____ .

4 _____ you _____ a jacket in summer?
No, I _____ .

Storytime 1, page 106
Go to Activity Book, pages 48-49

a WORLD of WONDER

1

Modules 1 - 4

1 Listen and read.



This is a wonderful lake in Kazakhstan!
Is it a blue lake? No! It's a **pink lake**! Cool!





Anika and Jaya are from India. Today is **Holi**, the festival of colours! Holi is a lot of fun! There are beautiful **colours** everywhere!





Are frogs always **green?**
No! This is a **purple** frog with red eyes from Colombia.
How cute!



2 Read again and match.

1	The pink lake	a	is from Colombia.
2	There are red things	b	is in Kazakhstan.
3	Holi is	c	all around London.
4	The purple frog	d	a festival of colours.

3 ICT SHOW and Tell

Find or draw pictures of things in different colours. In groups, do a project. Present it to the class.

5 My Free Time



I can do this!

1 Listen, point and repeat.



2 Think

Look and say.



Aidar can draw. He can … and …., too!

3 Game

Play the *Who am I?* game.

Vocabulary and Structures: Actions; *(Aidar) can (draw).*

✔ **I can** talk about what my friends and I can/can't do.

Go to Activity Book, page 51.

My Toys and Sport. I like ...

1 **Listen, point and repeat. Point to the soft toys. Point to the hard toys.**



• Think **Look again and answer.**

Which toys have got wheels? Which are metal? Which are plastic?

2 **Listen and circle the toys you hear. Then sing the *Come and play* song!**



Come and play, girls and boys,
Come and play with all the toys!
Soft toys, hard toys, big and small,
Come and play with them all!

Teddy bears for me and you,
A scooter and toy bricks, too!
Soft toys, hard toys, big and small,
Come and play with them all!

I can describe my toys.

Go to Activity Book, page 52.

GRAMMAR

Let's make a house!
Get the toy bricks!
Don't be late!



1 Make sentences. Then match.

1 your/Don't/scooter!/ride
Don't ride your scooter!

2 Draw/car,/a/please!
_____

3 touch/Don't/robots!/these
_____

4 your/with/train!/Play
_____


A



C


B


D

2 Talk with your friend.





Structures: *Let's …! – Oh, yes! Great idea!/Sorry, no! I can't.*

I can make suggestions.

Go to Activity Book, page 53.

1 Listen and read.

Toys Everywhere!





2 Think Match.

a 

b 

c 

1 It's a soft toy. It's blue.

2 It's a toy with wheels.

3 It's a hard toy. It's white.

CRAFTWORK

3 Game Make a Toy Box. Play the *What's in my toy box?* game.

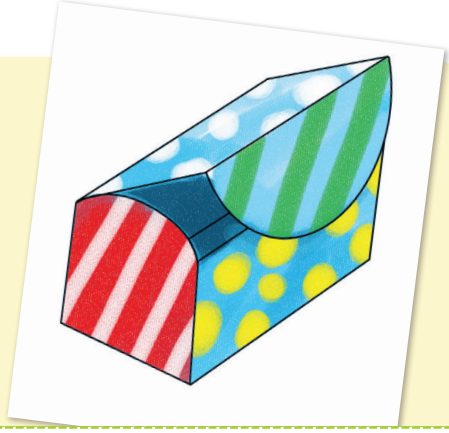

I can read a story about toys, make a toy box and play a game.

Go to Activity Book, page 54.

1 Listen, point and repeat.



2 Listen and match. There is one extra activity.



3 Game Let's play!

A: *I like playing the guitar. Who am I?* **B:** *You're Ulan.*

I can talk about free-time activities.

Go to Activity Book, page 55.

GRAMMAR

Do you **like** paint**ing**?
Yes, I **do**.
No, I **don't**.

paint – paint**ing**
BUT
swi**m** – swi**mming**
ride – rid**ing**



1 Complete. Then match.

1 I like **running** **(run)**.
2 I like _____ **(dance)**.
3 I like _____ **(play)** football.
4 I like _____ **(ride)** a bike.
5 I like _____ **(climb)**.
6 I like _____ **(skateboard)**.


A 1


D


B


E


C


F

2 Read and correct. There are six mistakes.



Structures: *What do I like doing? – Do you like ...? – Yes, I do./No, I don't.*

3 Talk with your friend.



I can say what I like/don't like doing.

Go to Activity Book, page 56.

Project

My TOY DESIGN by Sanzhar



1 Look at Sanzhar's design.

1 What toy is it?
2 Is it metal or plastic?
3 What colour is it?
4 Is it big or small?

2 Think Tell the class.

- What toy is your design?
- Is it metal or plastic?
- What colour is it?
- Is it big or small?

3 SHOW and Tell Design your own toy. Do a project. Present it to the class.

I can design my own toy.

Go to Activity Book, page 57.

1 VALUES Think

Safety in the Playground! Look and circle.

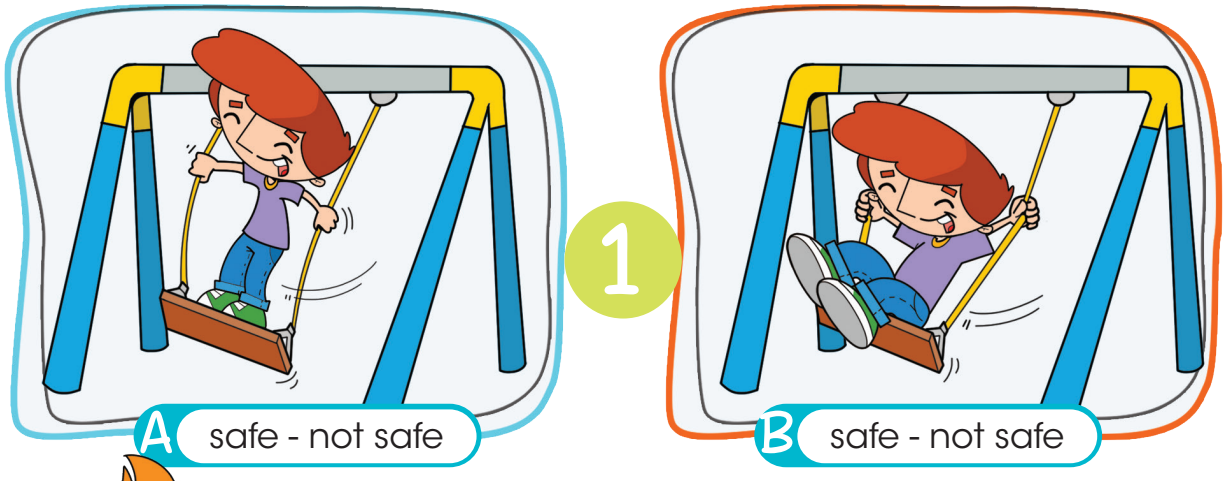

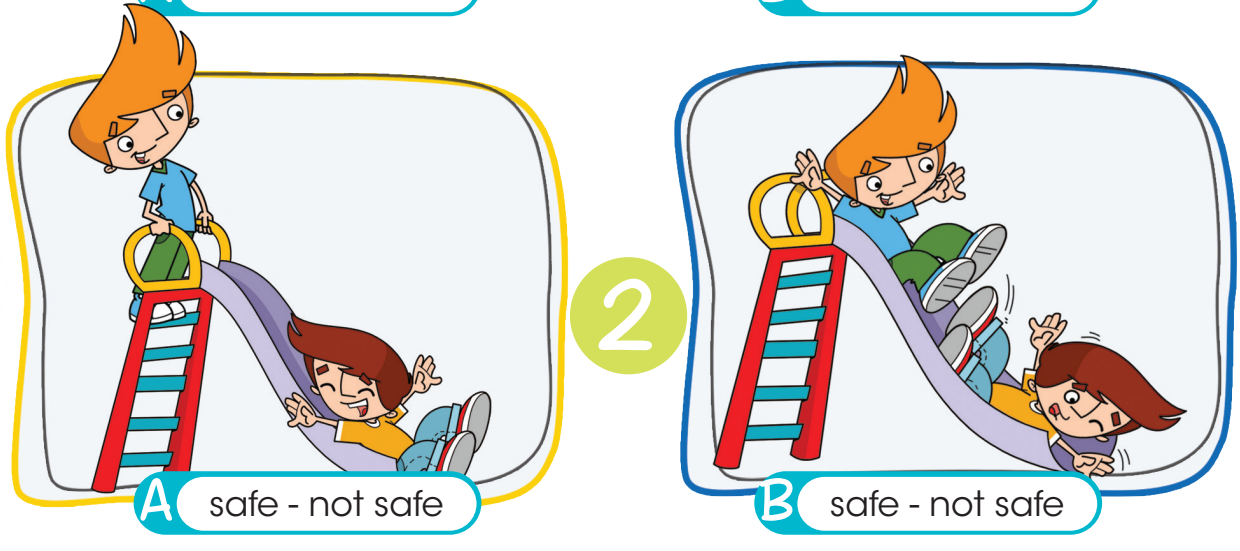



I can talk about safety in the playground.

Go to Activity Book, page 58.

Sounds and Words

1 Listen. Look. Say.

1 a 2 h 3 t 4 m 5 u

2 Listen and circle.

1 m a h 2 t h a 3 h m u 4 m d h 5 a h t 6 n d m

3 Listen. Say the sounds together.

h a t – hat 

m u m – mum 

d a d – dad 

4 Game Play the *Letters* game.

5 Listen. Say. Remember.

Sight words: I | my | you | and | can't | are

I can recognise and pronounce the sounds of letters, phonemes and phoneme blends. ✓

Go to Activity Book, page 59.

Checkpoint

1 Make sentences. Match.

0 It's/robot./a/metal
It's a metal robot.

1 car./It's/plastic/a
_____

2 It's/scooter./a/metal
_____

3 a/ball./It's/plastic
_____

4 train./a/metal/It's
_____



2 Look, read and complete.

0 Gulsara can't  run.

1 Assel can  _____ .

2 Berik can't  _____ .

3 Aidar can  _____ .

3 Look and number.

0 play football
1 ride a bike
2 play volleyball
3 play the guitar
4 play tennis


a 0


b


c


d


e

4 Read and underline.

0 I like **dance**/**dancing**.

1 **Not**/**Don't** sing!

2 I **not**/**don't** like climbing.

3 Do you like dancing?
– Yes, I **do**/**don't**.

4 **Let**/**Let's** draw a picture!

5 Ayaulym **can**/**is** play the guitar.

Go to Activity Book, pages 60-61

Formative Evaluation *(Teacher's Resource Material)*

6 Health



Body Parts

1 Listen, point and repeat.

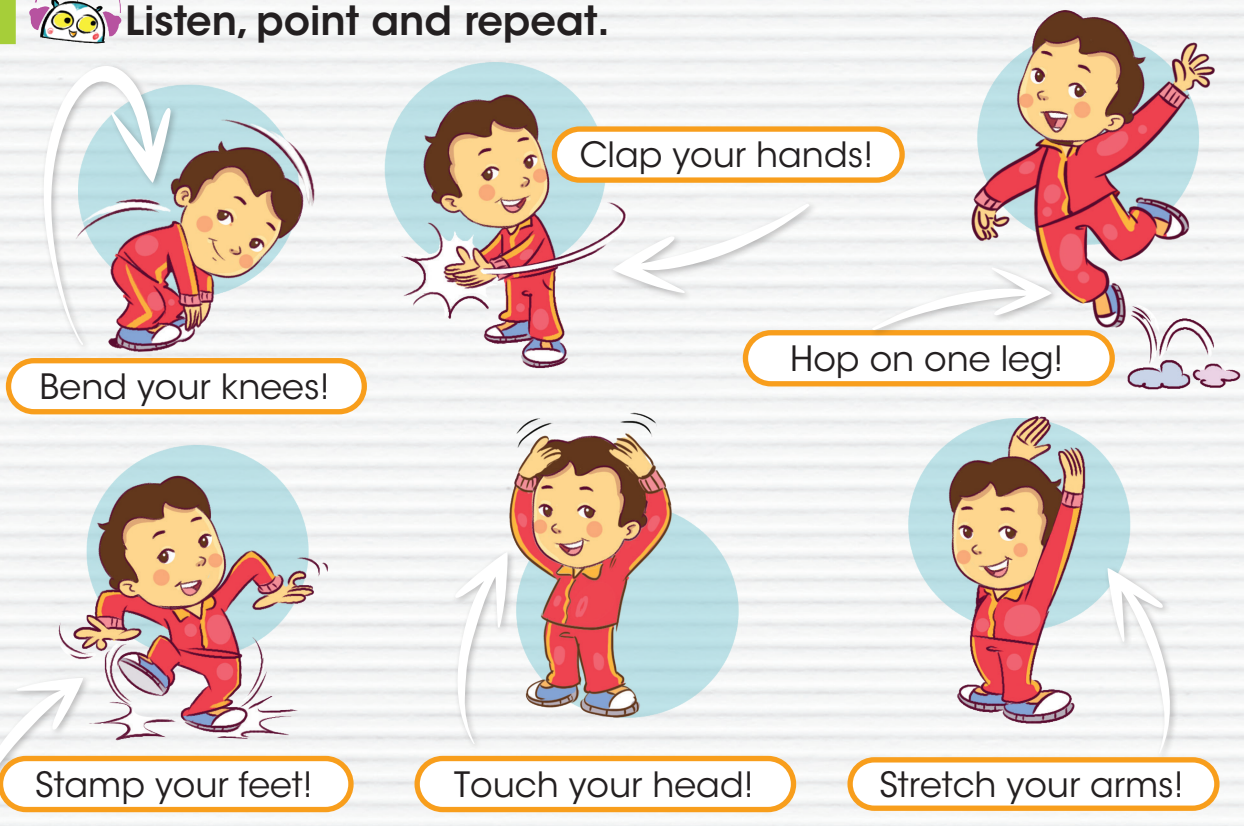

2 Count and write. Then say.

leg – legs hand – hands
BUT
foot – **feet**





a 2 heads	d ____ ears	g ____ mouths
b ____ legs	e ____ feet	h ____ noses
c ____ eyes	f ____ hands	

3 Game Play the *Look at me!* game.

Vocabulary and Structures: Body parts; *Bend your knees! – It's got ... .*

I can follow commands and describe appearance.

Go to Activity Book, page 63.

Healthy Food

1 Think **Listen, point and repeat. Colour the fruit red. Colour the vegetables green.**



2 **Listen and draw lines.**





• **Sing the *Juice it up* song!**

I can talk about healthy food.

Go to Activity Book, page 64.

GRAMMAR

I **like** bananas. I like **them**.
I **don't like** broccoli. I don't like **it**.

Do you like **oranges**?
Yes, I **do**./**No**, I **don't**.

me	**him**	**it**	**you**
you	**her**	**us**	**them**

1 Listen and choose. Then talk with your friend.





2 Read and underline.

1 I like bananas. Do you like **it**/**them**, too?
2 Where is the onion? I can't see **it**/**us**.
3 Here's an apple! It's for **you**/**it**.
4 This broccoli is for Korkem. Give it to **you**/**her**, please.
5 Look at **me**/**them**! I've got apples and bananas.
6 These apples are very big! Just look at **them**/**you**!

3 Game Let's play!



Structures: *Do you like …?*
– I like … and …, but … .

I can say what food I like/don't like.

Go to Activity Book, page 65.

A smoothie shower!

1 Listen and read.





2 Think Who says what? Read again and match.

1 Let's make a smoothie!

2 I like oranges.

3 I like carrots!

4 And some apples, please!



CRAFTWORK

3 Game Make a shopping basket. Play the *Shopping* game.



I can read a story about a smoothie shower, make a shopping basket and play a game.

Go to Activity Book, page 66.

1 Listen, point and repeat.



2 Look, read and match.

1 *Here's some chocolate and some cheese for you!* B
2 *Here's some ice cream and some water for you!* _____
3 *Here's some juice and some popcorn for you!* _____
4 *Here's some chicken and some rice for you!* _____


A


B


C


D

I can talk about food and drink items.

Go to Activity Book, page 67.

GRAMMAR

There is **some** water.
There isn't **any** juice.
Is there **any** cheese?
Yes, there is.

a pear
an apple
some potatoes
some rice



1 A, an or some? Write.

1 **a** pear
2 _____ apple
3 _____ bananas
4 _____ orange
5 _____ juice
6 _____ popcorn

2 Read and underline.

1 There is **some**/**any** ice cream.
2 There aren't **some**/**any** pears.
3 Is there **some**/**any** popcorn?
4 There are **some**/**any** potatoes.
5 Are there **some**/**any** onions?
6 There isn't **some**/**any** chicken.

3 Talk with your friend.

	1	2	3	4
A				
B				
C				



Structures: *(Is) there any …? – Yes, there (is)./No, there (isn't).*

I can talk about food.

Go to Activity Book, page 68.

Project



My 5 A Day poster by Zhaniya

I like fruit and vegetables a lot! I like 1) bananas and 2) _____. I like 3) _____ and 4) _____, too!

Eat five fruit and vegetables every day!

It's the healthy way!





1 **Read and complete.**

2 **Which fruit and vegetables are there in Zhaniya's poster? Tick (✓).**





Think

3 **Tell the class.**

- Do you like Zhaniya's poster?
- Say three fruit and vegetables you eat every day.

SHOW and Tell

4 **Do a *My 5 A Day* poster. Present it to the class.**

✓ **I can** write about the fruit and vegetables I eat every day.

Go to Activity Book, page 69.

1 VALUES **What is good for your teeth? What is bad for your teeth? Match and say.**



Sweets are bad for your teeth.

2 **Listen to the *Happy Teeth* song! Sing and do!**

I can say which food is/isn't good for my teeth.

Sounds and Words

1 Listen. Look. Say.

1 i 2 b 3 s 4 g 5 x

2 Listen and circle.

1 s b i 2 b x g 3 i s b 4 g i s 5 s g x 6 x b i

3 Listen. Say the sounds together.

b i g – big



s i x – six



4 Think Find six/6.

• 1	2	3	4	5	six	• 3	5	10	2	six	8
• 6	5	4	3	2	1	• 20	6	12	six	3	17
• 7	six	9	10	4	13	• 19	6	5	1	7	20

5 Listen. Say. Remember.

SIGHT WORDS: there | small | is | and | a | it

I can recognise and pronounce the sounds of letters, phonemes and phoneme blends. ✓

Go to Activity Book, page 71.

Checkpoint

1 Look, read and number.

A 

B 

C 

D 0 

0 This is my head.
1 These are my legs.
2 This is my arm.
3 These are my knees.

2 Read and put a tick (✓) or a cross (✗).






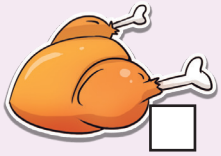

0 I like carrots.
1 I don't like broccoli.
2 I like chicken.
3 I like popcorn.
4 I don't like cheese.
5 I don't like chocolate.

3 Read and choose.

0 There's _____ carrot on the table.
(A) a **B** an

1 Where are the pears? I can't see _____ .
A it **B** them

2 There isn't _____ popcorn.
A some **B** any

3 I like cooking. Look at _____ .
A me **B** her

4 Here's _____ apple for you.
A an **B** some

5 We _____ got blue eyes.
A have **B** has

7 Buildings





My home, rooms and objects

1 Listen, point and repeat. How many rooms are there in this house?



2 Look again and say.



There's a bed in the bedroom.

3 Listen and number. Talk with your friend.



A: *Where is Cody?* **B:** *He's in the ... .*

Vocabulary and Structures: Rooms and Objects; *There's a ... in the ... .; Where is (Cody)? – (He's) in the ... .*

I can say where people are.

1 Listen, point and repeat. What is there in your room?



2 Think Colour and find. Talk with your friend.

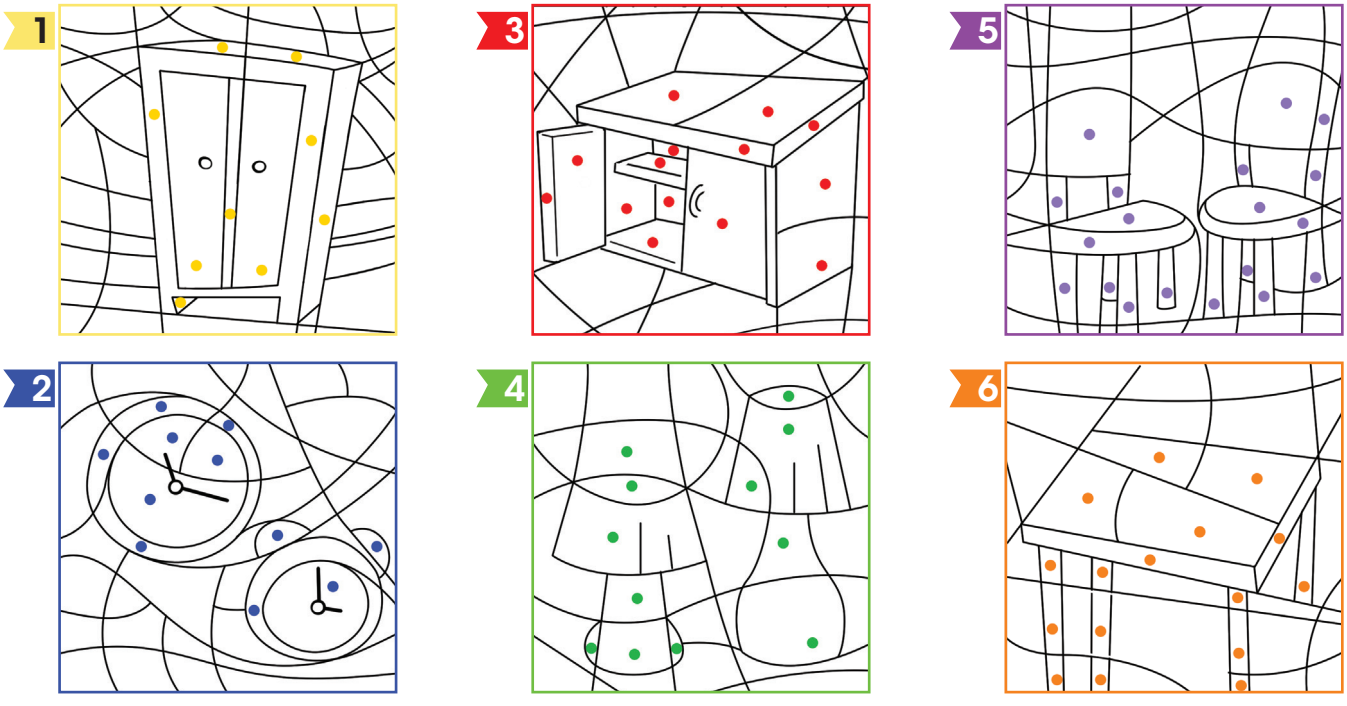

1 **A:** *What's this?*
B: *It's a yellow wardrobe.*

2 **A:** *What are these?*
B: *They're blue clocks.*

I can say what there is in my room.

Go to Activity Book, page 76.

GRAMMAR



There are two clock**s** on the box.

chair – chair**s** 

bu**s** – bu**ses** 

bo**x** – bo**xes** 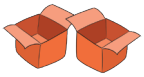

gla**ss** – gla**sses** 

wat**ch** – wat**ches** 

ba**by** – ba**bies** 

1 Think Find and write. Then look and write a or b.





1 three **boxes** picture **a**

2 four _____ picture _____

3 six _____ picture _____

4 nine _____ picture _____

2 Game The Messy Room! Take roles and play!





Structures: *Where are my ... ? – They're over there. – Where? – (On the bed!)*

✓ **I can** say where things are.

Go to Activity Book, page 77.

The cool caravan!

1 **Listen and read.**





2 Think Complete. Tick (✓) the boxes.

		Yes	No
1	Uncle Lucas has got a caravan.	✓	
2	There are 5 _____ rooms.		
3	There are two _____ .		
4	There are three windows in the _____ .		
5	There is one _____ .		

CRAFTWORK

3 Game Make a caravan. Play the *Caravan* game.



I can read a story about a caravan, make a caravan and play a game.

Go to Activity Book, page 78.

1 Listen, point and repeat.



2 Complete. Then sing the *My small house* song!

I live in a small house,
What about you?
There are **1) walls** and a red **2) r**_____ .
There's a **3) ch**_____, too!

Walls! Roof! Chimney! My small house!

There are four small **4) w**_____,
And one big **5) fl**_____!
Do you want to come inside?
Just knock on the **6) d**_____!

3 How many? Draw. Talk with your friend.

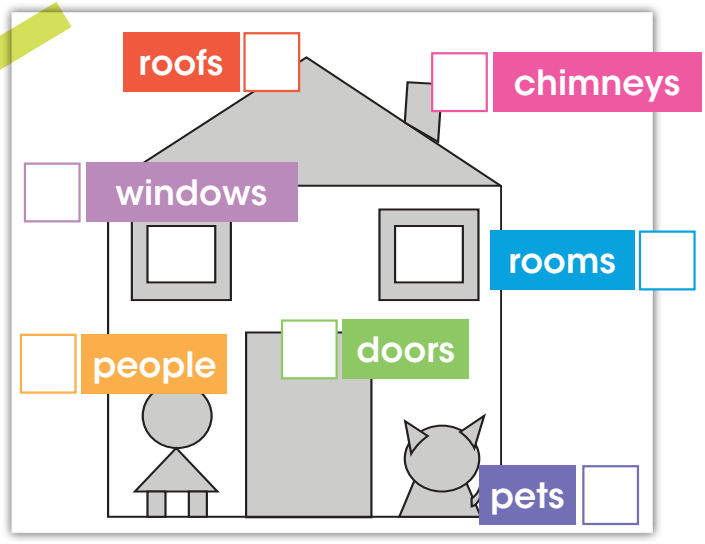

A: *How many windows are there?*
B: *There are eight windows.*

Vocabulary and Structures: Parts of a house; *How many ... are there? – There are ... .*

I can describe my house.

Go to Activity Book, page 79.

GRAMMAR


next to


in front of


behind

1 Look, read and underline.

1 
There's a book **under/on** the table.

2 
There's a bookcase **in front of/behind** the sofa.

3 
There's a lamp **on/next to** the bed.

4 
There's a mat **on/under** the chair.

5 
There's a mirror **in front of/under** the bookcase.

6 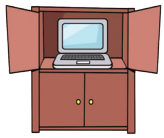
There's a laptop **on/in** the cupboard.

2 Look, read and write yes or no.

1 They are in the kitchen. no
2 There is an armchair next to the bookcase. _____
3 There is a scooter behind the red armchair. _____
4 There is a robot in front of the box. _____
5 There is a lamp on the bookcase. _____



3 Game Let's play!

A: *There's a lamp in the bookcase.*
B: *No, there isn't. There's a lamp on the bookcase.*

Structures: *There's a (lamp on the bookcase).*

I **can** identify where things are.

Go to Activity Book, page 80.

Project

Buildings in our town

My Favourite Street

by Korkem

My favourite street is High Street. It's a busy street. There are a lot of shops in High Street. There's a supermarket, too! It's next to a pet shop. I usually go to High Street by bus.

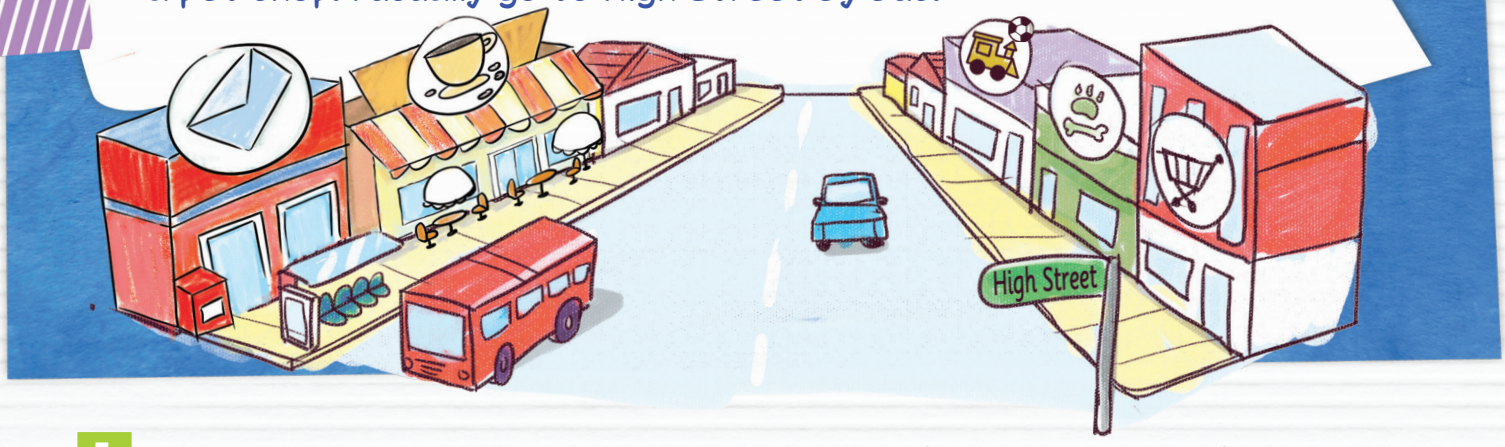

1 **Which buildings are there in Korkem's favourite street? Tick (✓).**

 post office ◯  café ◯  bookshop ◯

 toy shop ◯  pet shop ◯  supermarket ◯

2 Think **Tell the class.**

- What's the name of your favourite street?
- Is it a busy or a quiet street?
- What is there in your favourite street?
- How do you go there? By bus  ? By car  ? On foot  ?



3 SHOW and Tell **Do a *My Favourite Street* project. Present it to the class.**

✓ **I can** write about my favourite street.

Go to Activity Book, page 81.

1 Listen, point and repeat.

30	40	50	60
thirty	forty	fifty	sixty
70	80	90	100
seventy	eighty	ninety	a hundred

2 Write the numbers in the correct bag.



22	66
90	34
36	49
55	73
23	41
47	78



3 Think Do the sums and write the numbers.

1 44 + 7 – 5 = forty-six
2 an odd number between 34 and 37 = _____
3 double 20 then add 1 = _____
4 half of fifty = _____
5 an even number between 65 and 68 = _____
6 100 – 10 – 5 = _____

I can recognise odd and even numbers.

Go to Activity Book, page 82.

Sounds and Words

1 Listen. Look. Say.

1 j 2 l 3 v 4 y

2 Listen and circle.

1 j g b 2 y i e 3 m h l 4 v l j 5 n j a

3 Listen. Say the sounds together.

j a m – jam

v a n – van

l e g – leg

y o - y o – yo-yo

4 Game Play the *Letters* game.

5 Listen. Say. Remember.

SIGHT WORDS: we | what | do | some | any | here

I can recognise and pronounce sounds of letters, phonemes and phoneme blends.

Go to Activity Book, page 83.

Checkpoint

1 Read and draw lines.



0 The lamps are in front of the sofa.

1 The mirror is behind the armchair.

2 The TV is next to the chair.

3 The mat is behind the box.

2 Look and answer.



0 How many doors are there?
There are two doors.

1 How many windows are there?
_____

2 How many chimneys are there?
_____

3 How many? Read and write.

0 There are two **chairs** **(chair)**.

1 There are five _____ **(glass)**.

2 There's one _____ **(baby)**.

3 There are two _____ **(watch)**.

4 There's one _____ **(bus)**.

5 There are four _____ **(box)**.

8 My Holidays



Family Holidays

1 Listen, point and repeat.



2 Think

Below are words that begin with s. How many can you guess in two minutes? Write.

1 Boys and girls wear these when they go swimming.
_____, _____

2 You put this on your face and body when you are out in the sun.
_____

3 You put things in this when you go on holiday.
_____

4 You wear these on your feet in summer.
_____

5 You do this at the beach in summer.
_____

6 You wear these to protect your eyes.
_____

3 Read and match. Practise in pairs.

1 b Can I use your suncream?
2 ☐ Dad, where are my sandals?
3 ☐ Can I sunbathe by your swimming pool?
4 ☐ Mum, where's my suitcase?

a Yes, of course. Here's a towel for you.
b Yes, of course. It's over there, on the towel.
c It's here, on the bed.
d They're over there, under the suitcase.

I can name things to take with me on holiday.

Transport

1 Think **Listen, point and repeat. Which travels in the air? on the ground? on water?**



2 **Listen and number.**

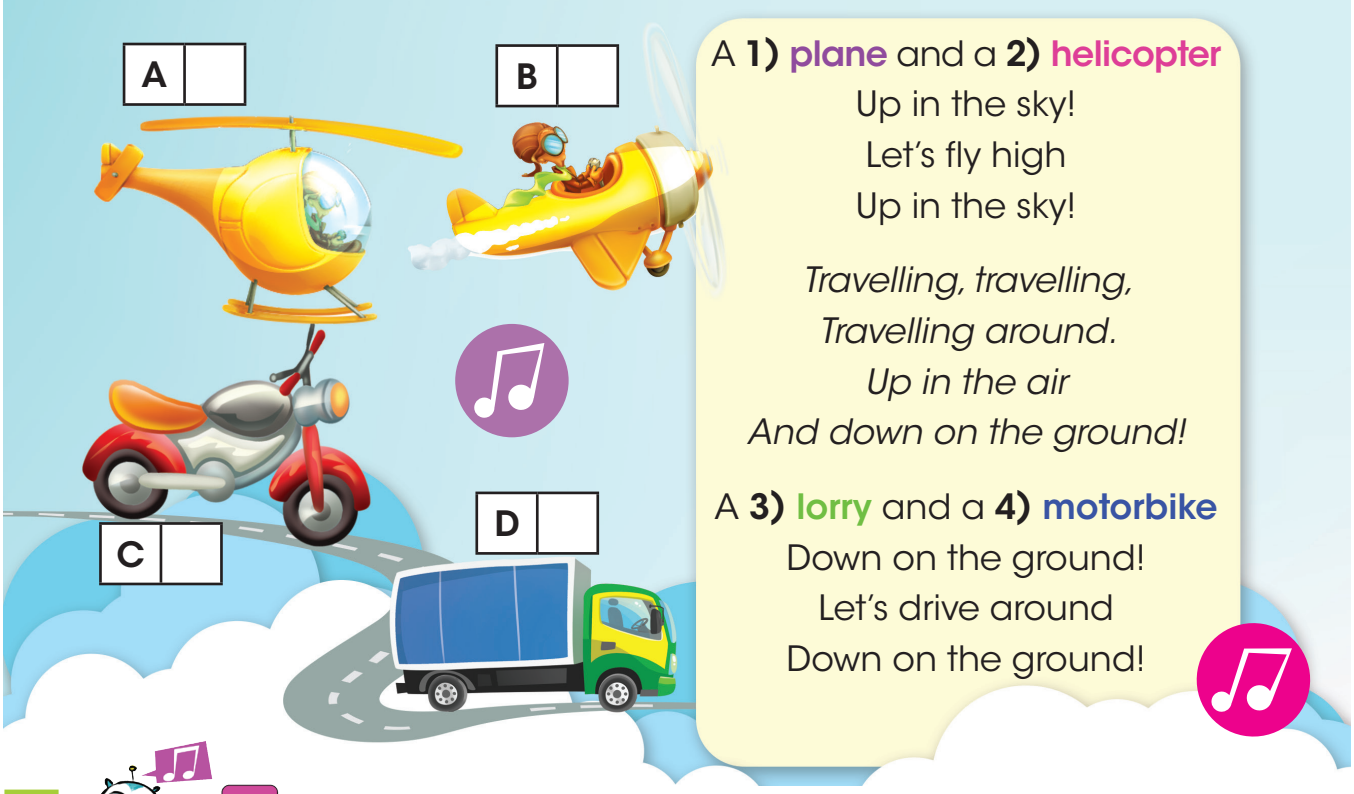

A **1)** plane and a **2)** helicopter
Up in the sky!
Let's fly high
Up in the sky!

Travelling, travelling,
Travelling around.
Up in the air
And down on the ground!

A **3)** lorry and a **4)** motorbike
Down on the ground!
Let's drive around
Down on the ground!

3 **Sing the *Travelling* song!**

I can name means of transport.

Go to Activity Book, page 88.

GRAMMAR

How do you like travelling?
I like travelling by plane.



1 How do they like travelling? Make sentences. Then match.


A


D | 1


B


E


C


F

1 Tom/by/travelling/boat./likes
Tom likes travelling by boat.

2 Sam/by/likes/plane./travelling
_____

3 travelling/likes/car./Vicky/by
_____

4 by/Bella/likes/train./travelling
_____

5 travelling/Ann/by/likes/helicopter.
_____

6 George/likes/by/motorbike./travelling
_____

2 How do you like travelling around the country? Do a class survey. Present it to the class.





Structures: *How do you like travelling around the country? – I like travelling by … .*

I can say how I like travelling.

Go to Activity Book, page 89.

Happy Holidays!

1 **Listen and read. Which story is a beach holiday? Which is a camping holiday?**



At the Seaside



2 **Which story do you like the most? Draw a picture.**

I can read stories about holidays.

Go to Activity Book, page 90.

1 Listen, point and repeat. What is there near your house?



2 Listen and choose.

	A	B
1		
2		
3		

3 Talk with your friend.



Vocabulary and Structures: Places; *What can we do today? – We can go to the . . . . – OK. Let's go!*

I can make suggestions.

Go to Activity Book, page 91.

GRAMMAR

Who's this? **My friend**.
What's his name? **Berik**.
Where is he from? He's **from Almaty**.
How old is he? He's **ten years old**.

Why are you happy? **Because** it's my birthday.
When is Berik's birthday? It's in **spring**.

1 Read the postcard. Then make questions and answer them.





Dear Grandma,

Greetings from Aktau! It's hot and sunny today. I'm with my family and my new friend, Assel. Assel is from Almaty and she's ten years old. Right now, I'm at a café with Assel. Mum and Dad are at the beach because it's very hot. It's so beautiful here! How are you?

See you soon,
Dana

1 where/Dana?
_____
_____

2 what/weather/like/today?
_____
_____

3 where/Assel/from?
_____
_____

4 how old/Assel?
_____
_____

5 who/at/café?
_____
_____

6 why/parents/at/the/beach?
_____
_____

2 Imagine you are on holiday with your mum and dad. Write a postcard to your grandma/grandpa. Use Ex. 1 to help you.

Structures: Question words: *Who's this?/ What's (his) name?/Where is (he) from?*

I can ask and answer questions about holidays.

Go to Activity Book, page 92.

Project

AT THE BEACH, HAVE LOTS OF FUN, BUT PLEASE KEEP SAFE, EVERYONE!



1) Put on suncream!



2) Don't _____ before you swim!



3) Don't _____ alone!



4) _____ lots of water!

1 **Read and complete. Use: put on, drink, swim, eat.**

2 Think **Read and write yes or no.**

1 Wear a T-shirt. yes
2 Wear a sun hat. _____
3 Swim far from the beach. _____
4 Wear sunglasses. _____
5 Look up in the sun. _____

3 SHOW and Tell **Do a *Be Safe at the Beach!* project. Present it to the class.**

I can write about how to be safe at the beach.

Go to Activity Book, page 93.

1 Think **Do they need water? Look and put a tick (✓) or a cross (✗). Then say.**



2 SHOW and Tell VALUES **In groups, make a *We Need Water* poster! Present it to the class.**

Sounds and Words

1 Listen. Look. Say.

1 k 2 q 3 z

2 Listen and circle.

1	2	3	4
k i t	p l q	a z o	z g s

3 Listen. Say the sounds together.

qu i l t – quilt

z i p – zip

k o a l a – koala

4 Say the words. Circle the beginning sounds.

1 z s

2 l k

3 d qu

5 Listen. Say. Remember.

Sight Words: find | come | help | go | who | with

I can recognise, name and produce the sounds of the letters, phonemes and phoneme blends. ✓

Go to Activity Book, page 95.

Checkpoint

1 Look and write.

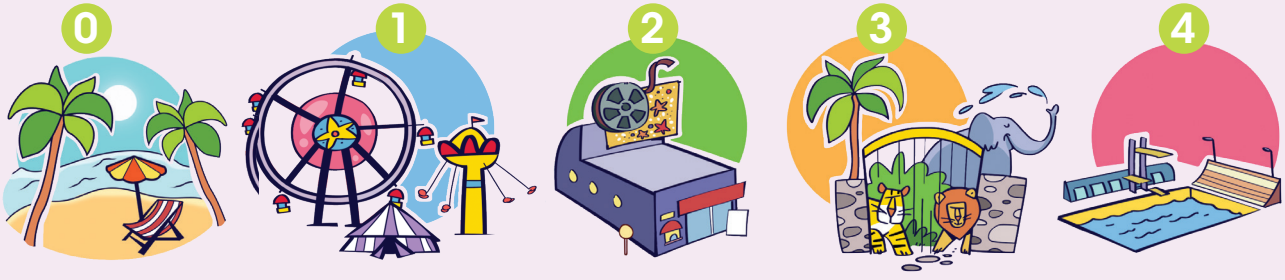

beach f_____ c_____ z_____ s_____ p_____

2 Look, read and complete.



0 Dad, where's my **towel**?

1 My _____ are old.

2 Mum, where's the _____?

3 Are these your _____?

4 Your _____ is over there.

5 Where's my _____?

3 Unscramble the letters and write.

0 hicopteler **helicopter**

1 mtorboeik _____

2 loyrr _____

3 raitn _____

4 nepla _____

4 Read and underline.

0 **Why**/**Who** are you happy?

1 **Where**/**What** are you from?

2 **Why**/**Who** is he?

3 **How**/**What** do you like travelling?

4 **Where**/**When** is your birthday?

5 **How**/**Who** old are you?

Storytime 2, page 107
Go to Activity Book, pages 96-97



1 Listen and read.

This is Ile-Alatau National Park near Almaty. It's so beautiful there, especially in summer!





Is this a doll's house?

No! It's a very small house in the UK! There are only two rooms, a living room and a bedroom!





A 7D cinema! Amazing! You can watch a film and even smell and feel what is happening!

WOW





Come on, everyone! Let's take a ride in a hot-air balloon and fly up, up in the sky!

2 Read again and complete.

1 Ile-Alatau National Park is near _____ .

2 There are _____ rooms in the smallest house in the UK.

3 You can watch a film, smell and _____ what is happening at the 7D cinema.

4 You can fly in a _____ in Turkey.

3 ICT SHOW and Tell Find or draw pictures of amazing houses or places. In groups, do a project. Present it to the class.

Storytime 1 The Ant and the Cricket

A story from Greece


ant


cricket


lazy


hungry

Cricket: Hello, Ant!
Ant: Hello, Cricket!

Cricket: What's that?
Ant: It's food for the winter!

Cricket: Winter? But it's summer now! Come and play!
Ant: I can't. There's a lot of work!

Cricket: Work? Oh, no! Let's have some fun!

Ant: You're so lazy!

It's winter now.
Cricket: Oh … I haven't got any food.

Cricket: I'm cold and hungry!
Ant: OK. Come in!

Cricket: You're right! We can't play **all** the time!



1 Listen and read. What does the ant do in summer? What does the cricket do in summer?

2 How do you feel about the story? Draw a picture.

Values

Always work hard!

Storytime 2 Aldar Kosse and the Greedy Farmer

A story from Kazakhstan


wheat


dinner


sky


fall down


silly

Hungry man: Please, can you give us some wheat? We are very hungry!

Greedy farmer: No! This is **my** wheat! I haven't got any wheat for you. Bye! It's time for my dinner. Ha, ha!

Greedy farmer: Are you Aldar Kosse?
Aldar Kosse: Yes, I am!
Greedy farmer: I know you can trick people. But you can't trick me!

Aldar Kosse: Look! The sky is falling down! I'm going to tell the king!
Greedy farmer: Oh, no!

Hungry man: Look! Let's take the wheat!

Aldar Kosse: It is not easy to trick a clever man, but a silly man can always trick himself!





1 Listen and read. Is it easy to trick a clever man?

2 Your younger brother/sister wants you to tell them a story. Tell them about this story.

Values

Be clever. Think before you act!

Glossary

English	Kazakh	Russian
Module 1		
Ant /ænt/	Құмырсқа	Муравей
Bed /bed/	Төсек	Кровать
Black /blæk/	Қара	Черный
Blue /bluː/	Көк	Голубой
Cap /kæp/	Қалпақ	Кепка
Dog /dɒg/	Ит	Собака
Egg /eg/	Жұмыртқа	Яйцо
Eight /eɪt/	Сегіз	Восемь
Five /faɪv/	Бес	Пять
Four /fɔː/	Төрт	Четыре
Fox /fɒks/	Түлкі	Лиса
Garden /ˈgɑːdn/	Бақша	Сад
Goat /gəʊt/	Ешкі	Коза
Green /griːn/	Жасыл	Зеленый
Hen /hen/	Тауық	Курица, курочка
Indigo /ˈɪndɪgəʊ/	Индиго түсті	Цвет индиго
Nine /nain/	Тоғыз	Девять
One /wʌn/	Бір	Один
Orange /ˈɒrəndʒ/	Қызғылт-сары	Оранжевый
Purple /ˈpɜːpəl/	Күлгін	Фиолетовый
Red /red/	Қызыл	Красный
Seven /ˈsevən/	Жеті	Семь
Six /sɪks/	Алты	Шесть
Ten /ten/	Он	Десять
Three /θriː/	Үш	Три
Two /tuː/	Екі	Два
Violet /ˈvaɪəlɪt/	Ашық күлгін	Лиловый
White /waɪt/	Ақ	Белый
Yellow /ˈjeləʊ/	Сары	Желтый
Module 2		
Be quiet /bi ˈkwaɪət/	Тыныш болу	Тихо
Big /bɪg/	Үлкен	Большой
Book /bʊk/	Кітап	Книга
Close your book /ˌkləʊz jɔː ˈbʊk/	Кітабыңды жап	Закрой книгу
Desk /desk/	Парта, жазу үстелі	Парта, письменный стол
Eighteen /ˌeɪtˈiːn/	Он сегіз	Восемнадцать
Eleven /ɪˈlevən/	Он бір	Одиннадцать
Fifteen /ˌfɪfˈtiːn/	Он бес	Пятнадцать
Fourteen /ˌfɔːˈtiːn/	Он төрт	Четырнадцать
Igloo /ˈɪgluː/	Эскимостар үйі	Иглу
Jam /dʒæm/	Тосап	Варенье
Kite /kaɪt/	Батпырауық	Воздушный змей Лимон
Lemon /ˈlemən/	Лимон	Длинный
Long /lɒŋ/	Ұзын	Молоко
Milk /mɪlk/	Сүт	Гнездо
Nest /nest/	Ұя	Новый
New /njuː/	Жаңа	Девятнадцать
Nineteen /ˌnaɪnˈtiːn/	Он тоғыз	Тетрадь
Notebook /ˈnəʊtbʊk/	Дәптер	Старый
Old /əʊld/	Ескі	Открой свой портфель
Open your schoolbag /ˌəʊpən jɔː ˈskuːlbæg/	Портфеліңді аш	
Orange /ˈɒrəndʒ/	Қызғылт сары	Оранжевый Сковорода
Pan /pæn/	Қазан, таба	Ручка
Pen /pen/	Қалам	

English	Kazakh	Russian
Pencil /ˈpensəl/	Қаламсап	Карандаш
Pencil case /ˈpensəl keɪs/	Қаламсауыт	Пенал
Point to the door /ˌpɔɪnt tə ðə ˈdɔː/	Есікке көрсету	Указать на дверь
Put your hand up /ˌpʊt jɔː hænd ˈʌp/	Қолыңды көтер	Подними руку
Quiz /kwɪz/	Викторина	Викторина
Rubber /ˈrʌbə/	Өшіргіш	Ластик
Ruler /ˈruːlə/	Сызғыш	Линейка
Schoolbag /ˈskuːlbæg/	Мектеп сөмкесі	Школьная сумка
Seventeen /ˌsevənˈtiːn/	Он жеті	Семнадцать
Sharpener /ˈʃɑːpənə/	Ұштағыш	Точилка
Short /ʃɔːt/	Қысқа	Короткий
Sit down /ˌsɪt ˈdaʊn/	Отыр	Садись
Sixteen /ˌsɪkˈstiːn/	Он алты	Шестнадцать
Small /smɔːl/	Кішкентай	Маленький
Stand up /ˌstænd ˈʌp/	Орныңнан тұр	Встань
Take out your book /ˌteɪk aʊt jɔː ˈbʊk/	Кітабыңды ал	Достань свою книгу
Thirteen /ˌθɜːˈtiːn/	Он үш	Тринадцать
Twelve /twelv/	Он екі	Двенадцать
Twenty /ˈtwenti/	Жиырма	Двадцать
Module 3		
Beard /bɪəd/	Сақал	Борода
Box /bɒks/	Қорап	Коробка
Brother /ˈbrʌðə/	Аға	Брат
Brown /braʊn/	Қоңыр	Коричневый
Eyes /aɪz/	Көз	Глаза
Clever /ˈklevə/	Ақылды	Умный
Curly hair /ˈkɜːli heə/	Бұйра шаш	Кудрявые волосы
Dad /dæd/	Әке	Папа
Dark hair /ˈdɑːk heə/	Қара шаш	Темные волосы
Fair hair /ˈfeə heə/	Ақ шаш	Светлые волосы
Friendly /ˈfrendli/	Досшыл	Дружелюбный
Funny /ˈfʌni/	Күлкілі, көңіді	Смешной, забавный
Glasses /ˈglɑːsɪz/	Көзілдірік	Очки
Grandma /ˈgrænmɑː/	Әже	Бабушка
Grandpa /ˈgrænpɑː/	Ата	Дедушка
Kind /kaɪnd/	Мейірімді	Добрый
Moustache /məˈstɑːʃ/	Мұрт	Усы
Mum /mʌm/	Ана	Мама
Naughty /ˈnɔːti/	Тілазар	Непослушный
Ponytail /ˈpəʊniteɪl/	Буып жиналған шаш	Волосы собранные в хвост
Rat /ræt/	Егеуқұйрық	Крыса
Shy /ʃaɪ/	Тыныш, ұялшақ	Тихий, застенчивый
Sister /ˈsɪstə/	Тәте, әпке	Сестра
Sun /sʌn/	Күн	Солнце
Tap /tæp/	Кран	Кран
Up /ʌp/	Жоғары	Вверх
Van /væn/	Жүк көлігі	Грузовик
Win /wɪn/	Жеңіс	Победа
Yo-yo /ˈjəʊjəʊ/	Йо-йо	Йо-йо
Zip /zɪp/	Сырмалы ілгек	Застежка-молния
Module 4		
Autumn /ˈɔːtəm/	Күз	Осень
Bear /beə/	Аю	Медведь
Boots /buːts/	Етік	Ботинки
Dress /dres/	Көйлек	Платье
Drink /drɪŋk/	Ішу	Пить
Hot /hɒt/	Ыстық	Горячий

English	Kazakh	Russian
Chocolate /ˈtʃɒklət/	Шоколад	Шоколад
Eat an ice cream /ˌiːt ən ˈaɪs kriːm/	Балмұздақ жеу	Кушать мороженое
Fly a kite /flaɪ ə ˈkaɪt/	Батпырауық ұшыру	Запускать воздушного змея
Gloves /glʌvz/	Қолғап	Перчатки
Go skiing /ˌgəʊ ˈskiːɪŋ/	Шаңғы тебу	Кататься на лыжах
Go swimming /ˌgəʊ ˈswɪmɪŋ/	Жүзу	Плавать
Hat /hæt/	Қалпақ	Шляпа
It's cold. /ɪts ˈkəʊld/	Суық	Холодно
It's hot. /ɪts ˈhɒt/	Ыстық	Жарко
It's rainy. /ɪts ˈreɪni/	Жаңбырлы	Дождливо
It's snowy. /ɪts ˈsnəʊi/	Қарлы	Снежно
It's sunny. /ɪts ˈsʌni/	Күншуақты	Солнечно
It's windy. /ɪts ˈwɪndi/	Желді	Ветрено
Jacket /ˈdʒækɪt/	Күртеше	Куртка
Jeans /dʒiːnz/	Джинс шалбары	Джинсы
Make a sandcastle /ˌmeɪk ə ˈsændkɑːsəl/	Құмды қала салу	Строить песочный замок
Make a snowman /ˌmeɪk ə ˈsnəʊmæn/	Аққала жасау	Лепить снеговика
Read a book /ˌriːd ə ˈbʊk/	Кітап оқу	Читать книгу
Shoes /ʃuːz/	Туфли	Туфли
Shorts /ʃɔːts/	Шорты	Шорты
Skirt /skɜːt/	Белдемше	Юбка
Spring /sprɪŋ/	Көктем	Весна
Summer /ˈsʌmə/	Жаз	Лето
T-shirt /ˈtiː ʃɜːt/	Футболка	Футболка
Wear /weə/	Кию	Носить
Winter /ˈwɪntə/	Қыс	Зима
A World of Wonder 1		
Festival /ˈfestəvəl/	Фестиваль	Фестиваль
Frog /frɒg/	Бақа	Лягушка
Lake /leɪk/	Көл	Озеро
Pink /pɪŋk/	Қызғылт	Розовый
Module 5		
Ball /bɔːl/	Доп	Мяч
Car /kɑː/	Көлік	Машина
Climb /klaɪm/	Өрмелеу	Взбираться, подниматься
Cook /kʊk/	Тамақ пісіру	Готовить
Dance /dɑːns/	Билеу	Танцевать
Draw /drɔː/	Сурет салу	Рисовать
Go to the park /ˌgəʊ tə ðə ˈpɑːk/	Саябаққа бару	Идти в парк
Hard /hɑːd/	Қиын	Трудный
Jigsaw puzzle /ˈdʒɪgsɔː ˌpʌzəl/	Пазылдар	Пазлы
Juice /dʒuːs/	Шырын	Сок
Jump /dʒʌmp/	Секіру	Прыгать
Metal /ˈmetl/	Металдық	Металлический
Plastic /ˈplæstɪk/	Пластикті	Пластиковый
Play football /pleɪ ˈfʊtbɔːl/	Футбол ойнау	Играть в футбол
Play tennis /pleɪ ˈtenɪs/	Теннис ойнау	Играть в теннис
Play the guitar /pleɪ ðə gɪˈtɑː/	Гитарада ойнау	Играть на гитаре
Play volleyball /pleɪ ˈvɒlɪbɔːl/	Волейбол ойнау	Играть в волейбол
Ride a bike /raɪd ə ˈbaɪk/	Велосипед тебу	Кататься на велосипеде
Robot /ˈrəʊbɒt/	Робот	Робот
Run /rʌn/	Жүгіру	Бегать
Scooter /ˈskuːtə/	Скутер	Скутер, самокат

English	Kazakh	Russian
Skateboard /ˈskeɪtbɔːd/	Скейтборд	Скейтборд
Teddy bear /ˈtedi beə/	Жұмсақ аю	Плюшевый медведь
Toy bricks /ˈtɔɪ brɪks/	Ойыншық кірпіштер	Игрушечные кирпичи
Train /treɪn/	Поезд	Поезд
Module 6		
Apple /ˈæpəl/	Алма	Яблоко
Banana /bəˈnɑːnə/	Банан	Банан
Bend your knees /bend jɔː ˈniːz/	Тізеңді бүк	Согни ноги в коленях
Broccoli /ˈbrɒkəli/	Брокколи	Брокколи
Cake /keɪk/	Торт	Торт
Carrot /ˈkærət/	Сәбіз	Морковь
Cheese /tʃiːz/	Ірімшік	Сыр
Chicken /ˈtʃɪkɪn/	Тауық	Курица
Chocolate /ˈtʃɒklət/	Шоколад	Шоколад
Clap your hands /klæp jɔː ˈhændz/	Шапалақта	Хлопай в ладоши
Ears /ɪəz/	Құлақ	Уши
Eyes /aɪz/	Көз	Глаза
Hop on one leg /ˌhɒp ɒn ˈwʌn leg/	Бір аяқпен секіру	Прыгать на одной ноге
Ice cream /ˌaɪs ˈkriːm/	Балмұздақ	Мороженое
Juice /dʒuːs/	Шырын	Сок
Mouth /maʊθ/	Ауыз	Рот
Nose /nəʊz/	Мұрын	Нос
Onion /ˈʌnjən/	Пияз	Лук
Orange /ˈɒrəndʒ/	Апельсин	Апельсин
Pear /peə/	Алмұрт	Груша
Popcorn /pɒpkɔːn/	Попкорн	Попкорн
Potato /pəˈteɪtəʊ/	Картоп	Картофель
Rice /raɪs/	Күріш	Рис
Stamp your feet /stæmp jɔː ˈfiːt/	Аяқпен тебін (тыпырлат)	Топай ногами
Stretch your arms /stretʃ jɔː ˈɑːmz/	Қолыңды соз	Вытянуть руки
Touch your head /tʌtʃ jɔː ˈhed/	Басыңа қолыңды тигіз	Дотронься до головы
Water /ˈwɔːtə/	Су	Вода
Module 7		
A hundred /ə ˈhʌndrɪd/	Жүз	Сто
Armchair /ˈɑːmtʃeə/	Кресло	Кресло
Bathroom /ˈbɑːθrʊm/	Жуынатын бөлме	Ванная комната
Bedroom /ˈbedrʊm/	Ұйықтайтын бөлме	Спальня
Caravan /ˈkærəvæn/	Фургон	Фургон
Chair /tʃeə/	Орындық	Стул
Chimney /ˈtʃɪmni/	Мұржа	Дымовая труба
Clock /klɒk/	Сағат	Часы
Cupboard /ˈkʌbəd/	Ас үй шкафы	Кухонный шкаф, сервант
Door /dɔː/	Есік	Дверь
Eighty /ˈeɪti/	Сексен	Восемьдесят
Fifty /ˈfɪfti/	Елу	Пятьдесят
Floor /flɔː/	Еден, қабат	Пол, этаж
Forty /ˈfɔːti/	Қырық	Сорок
Garden /ˈgɑːdn/	Бақша	Сад
Hall /hɔːl/	Дәліз	Коридор
Kitchen /ˈkɪtʃɪn/	Ас үй	Кухня
Lamp /læmp/	Шам	Лампа
Living room /ˈlɪvɪŋ ruːm/	Қонақ бөлме	Гостиная
Mat /mæt/	Кілемше	Коврик
Ninety /ˈnaɪnti/	Тоқсан	Девяносто
Roof /ruːf/	Шатыр	Крыша
Seventy /ˈsevənti/	Жетпіс	Семьдесят
Sixty /ˈsɪksti/	Алпыс	Шестьдесят

English	Kazakh	Russian
Sofa /ˈsəʊfə/	Диван	Диван
Table /ˈteɪbəl/	Үстел	Стол
Thirty /ˈθɜːti/	Отыз	Тридцать
TV /ˌtiː ˈviː/	Теледидар	Телевизор
Wall /wɔːl/	Қабырға	Стена
Wardrobe /ˈwɔːdrəʊb/	Киім ілетін шкаф	Гардероб
Window /ˈwɪndəʊ/	Терезе	Окно
Module 8		
Beach /biːtʃ/	Жағажай	Пляж
Boat /bəʊt/	Қайық	Лодка
Bus /bʌs/	Автобус	Автобус
Café /ˈkæfeɪ/	Кафе	Кафе
Car /kɑː/	Машина	Машина
Cinema /ˈsɪnəmə/	Кинотеатр	Кинотеатр
Funfair /ˈfʌnfeə/	Ойын-сауық паркі	Парк развлечений
Helicopter /ˈheləkɒptə/	Тікұшақ	Вертолет
Lorry /ˈlɒri/	Жүк көлігі	Грузовик
Match /mætʃ/	Сіріңке	Спичка
Motorbike /ˈməʊtəbaɪk/	Мотоцикл	Мотоцикл
Plane /pleɪn/	Ұшақ	Самолет
Seaside /ˈsiːsaɪd/	Жағалау	Побережье
Star ish /ˈstɑːˌfɪʃ/	Теңіз жұлдызы	Морская звезда
Suitcase /ˈsuːtkeɪs/	Чемодан	Чемодан
Sunbathe /ˈsʌnbeɪð/	Күнге қыздырыну	Загорать
Suncream /ˈsʌnkriːm/	Күннен қорғайтын крем	Крем от загара
Sunglasses /ˈsʌnˌglɑːsɪz/	Күннен қорғайтын көзілдірік	Солнечные очки
Swimming pool /ˈswɪmɪŋ puːl/	Жүзу бассейні	Плавательный бассейн
Swimming trunks /ˈswɪmɪŋ trʌŋks/	Жүзу киімі	Плавки для купания
Swimsuit /ˈswɪmsuːt/	Шомылу киімі	Купальник
Towel /ˈtaʊəl/	Орамал	Полотенце
Train /treɪn/	Пойыз	Поезд
Transport /ˈtrænspɔːt/	Көлік	Транспорт
Travel /ˈtrævəl/	Саяхат	Путешествие
A World of Wonder 2		
Doll's house /ˈdɒlz haʊs/	Қуыршақ үйі	Кукольный домик
Hot-air balloon /hɒt ˈeə bəˌluːn/	Әуе шары	Воздушный шар
Ride /raɪd/	Міну, сырғанау, тебу	Кататься
The Ant and the Cricket		
Ant /ænt/	Құмырсқа	Муравей
Cricket /ˈkrɪkɪt/	Шегіртке	Сверчок
Hungry /ˈhʌŋgri/	Аш	Голодный
Lazy /ˈleɪzi/	Еріншек, жалқау	Ленивый
Aldar Kosse and the Greedy Farmer		
Clever /ˈklevər/	Ақылды	Умный
Fall down /ˌfɔːl ˈdaʊn/	Құлау	Падать
King /kɪŋ/	Патша	Король
Greedy /ˈgriːdi/	Ашкөз, сараң	Жадный
Silly /ˈsɪli/	Ақымақ	Глупый
Sky /skaɪ/	Аспан	Небо
Trick /trɪk/	Алдау	Обманывать,одурачить
Wheat /wiːt/	Бидай	Пшеница

The ALPHABET

































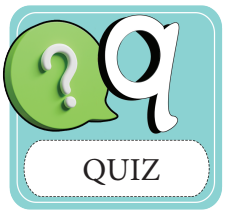



















English Language

for Kazakhstan Grade 3



Syllabus based on Common European Framework

English Language for Kazakhstan Grade 3 brings the colour and excitement of the **real world** into the classroom. Pupils explore different **school subjects** through English, learn to be **critical thinkers** and develop the **21st century skills** that are necessary in the modern world!

Wonder! Think! Discover!

- **Cross-curricular Language Learning**
- **Authentic documentary-style videos, captivating dialogues and animated stories**
- **21st Century Skills focus (creativity, communication, critical thinking and collaboration) promote global citizenship**
- **Development of Social and Emotional Skills (craftwork, games, role play, mediation tasks and values)**
- **Combination of print and digital resources to support digital literacy**
- **Reflective approach to evaluation**
- **Promotion of intercultural awareness and gender equality**

For Pupils

- Pupil's Book with DIGI APP
- Activity Book with DIGI APP

For Teachers

- Teacher's Book *(Interleaved)*
- Teacher's Resource Material (Extra worksheets and tests – downloadable)
- DIWB

Express DigiBooks

EDU STREAM

Express Publishing

ISBN 978-1-3992-1415-5

